



ANNUAL STATEMENT

OF

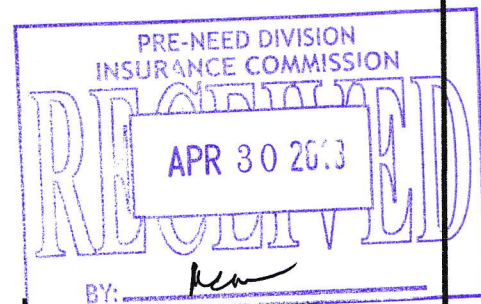
CITYPLANS, INCORPORATED

*3/F Cityland Condo. 10 Tower 2, 154
H.V. Dela Costa St., Salcedo Village,
Makati City*

Submitted to the

INSURANCE COMMISSION

Manila, Philippines



For the Year Ended
December 31, 2017

PRE-NEED

ANNUAL STATEMENT for the Year Ended December 31, 2017 of CITYPLANS, INCORPORATED

License Number PN-2018-12-R	Date of Issue January 1, 2018
SEC Registration Number 1556675	Date of Issue October 27, 1988
Date of Incorporation October 27, 1988	Commenced Business on September 17,1990
Tax Identification Number 000-527-090-000	
Home Office Address 3/F Cityland Condo.10 Tower 2, 154 H.V. Dela Costa St., Salcedo Village, Makati City	
Telephone Number 819-1111 / 893-6060 loc. 327	FAX Number 892-8656 / 813-1832
Email Address cityplans_inc@yahoo.com	Website www.cityplansinc.com

MEMBERS OF THE BOARD, OFFICERS AND EMPLOYEES

Position	Name	Nationality	Terms of Office	
			From	To
Chairman	Dr. Andrew I. Liuson	Filipino	2007	Present
Vice-Chairman	None			
Members	Mr. Stephen C. Roxas	Filipino	1988	Present
	Mrs. Grace C. Liuson	Filipino	1988	Present
	Mrs. Helen Roxas	Filipino	1988	Present
Independent Directors:	Mr. Peter Dee	Filipino	1991	Present
	Mr. Wilfred S. Tiu	Filipino	2010	Present
President	Mr. Stephen C. Roxas	Filipino	1988	Present
Vice-President	Mrs. Grace C. Liuson	Filipino	1988	Present
Secretary	Mrs. Jocelyn C. De Asis	Filipino	2013	Present
Treasurer	Mrs. Grace C. Liuson	Filipino	1988	Present
General Manager	None			
Actuary	Actuarial Advisers, Inc.	Filipino	2015	Present
Department Heads:				
Underwriting)			
Sales)			
Investments) Mrs. Evelyn P. Brimon	Filipino	1990	Present
Administration)			
Claims)			
Chief Accountant	Mr. Rudy Go	Filipino	2015	Present
Internal Auditor	Mrs. Dorothy Uy So	Filipino	1988	Present
External Auditor	SGV & Co.		1988	Present
Compliance Officers:				
	Mr. Rudy Go	Filipino	2015	Present
Trustees:				
	Philippine National Bank formerly Allied			
	Banking Corporation			
	Union Bank of the Philippines			
Number of Salaried Officers	None	Number of Salaried Employees	2	
Number of Branches	None	Number of Sales Counselors	0	
Branch Office Address:	N/A	Name of Manager:	N/A	

ANNUAL STATEMENT for the Year Ended December 31, 2017 of CITYPLANS, INCORPORATED

Exhibit 1 - BALANCE SHEET

ASSETS	Current Year	Previous Year
1. Investments in Trust Funds (Schedule 1)	34,010,904.02	33,788,915.27
2. Insurance Premium Fund (Schedule 2)	200,000.00	250,000.00
3. Corporate Assets: - Government Securities (Schedule 3-1)	-	-
4. -Cash on Hand and in Banks (Schedule 3-2)	79,331,917.81	56,621,948.69
5. -Mutual Funds/UITF (Schedule 3-3)	-	-
6. -Short Term Investments (Schedule 3-4)	-	-
7. -Corporate Bonds (Schedule 3-5)	-	-
8. -Mortgage Loans (Schedule 3-6)	-	-
9. -Planholders' Loans (Schedule 3-7)	-	-
10. -Stocks (Schedule 3-8)	15,159,890.07	14,314,330.58
11. -Real Estate (Schedule 3-9)	159,239,181.96	176,682,425.98
12. -Other Investment (Schedule 3-10)	-	-
13. -Accrued Investment Income (Schedule 3-11)	429,792.42	297,079.84
14. -Accounts/Notes Receivable (Schedule 3-12)	12,399,095.50	9,983,086.69
15. -Property and Equipment (Schedule 3-13)	-	-
16. -Inventories (Schedule 3-14)	-	-
17. -Other Assets (Schedule 3-15)	20,810,212.92	20,795,547.75
18. Total Assets	321,580,994.70	312,733,334.80
LIABILITIES		
19. Pre-need Reserves (Exhibit 6- Seriatim List)	31,710,863.84	31,513,794.53
20. Insurance Premium Reserve (Schedule 4)	157,715.76	196,570.45
21. Other Reserves (Schedule 5)	9,475,690.86	13,397,146.68
22. Planholders' Benefits Payable (Schedule 6)	3,181,403.84	2,746,247.37
23. Planholders' Deposits (Schedule 7)	7,858.29	8,504.37
24. Counselors' Bond Reserves (Schedule 8)	2,733.30	2,763.43
25. Accounts/Notes Payable (Schedule 9)	4,894,938.21	4,421,546.72
26. Taxes Payable (Schedule 10)	58,421.71	92,744.54
27. Accrued Expenses (Schedule 11)	972,193.42	638,156.48
28. Other Liabilities (Schedule 12)	893,738.24	932,809.61
29. Total Liabilities	51,355,557.47	53,950,284.18
STOCKHOLDERS' EQUITY		
30. Paid-up Capital Stock (Schedule 12)	125,000,000.00	125,000,000.00
31. Additional Paid-in Capital	-	-
32. Deposit for Future Subscription	-	-
33. Special Surplus Funds:		
34. Fluctuation/Revaluation Reserve - Trust Funds	672,576.56	1,266,801.79
35. Fluctuation/Revaluation Reserve -Corporate Assets	10,953,184.64	10,107,625.15
36. Retained Earnings - Trust Fund	-	-
37. Retained Earnings - Corporate Assets	133,933,035.87	122,757,761.52
38. Accumulated Re-measurement on Defined Benefit Plan	(333,359.84)	(349,137.84)
39. Total Stockholders' Equity	270,225,437.23	258,783,050.62
40. Total Liabilities & Stockholders' Equity	321,580,994.70	312,733,334.80

ANNUAL STATEMENT for the Year Ended December 31, 2017 of CITYPLANS, INCORPORATED

Exhibit 2- INCOME STATEMENT

(Accrual Basis)

Premiums		P	54,723.19	a
Increase(Decrease) in Pre-Need Reserves			<u>(197,069.31)</u>	b
Increase(Decrease) in Insurance Premium Reserves				c
Increase(Decrease) in Other Pre-Need Reserves			<u>3,786,795.04</u>	d
*Other Direct Income (ex. Processing fees, surcharges, etc.)			<u>(912,727.85)</u>	e
Total Direct Income (a ± b ± c ± d + e)			<u>2,731,721.07</u>	f
Less: Benefit Payments (Surrenders, maturities, lapsed, terminated, etc.)	P	4,452,850.99		g.1
Commissions / Collections Fee Expenses		<u>0.00</u>		g.2
*Other Direct Expenses (insurance , discount, overrides, bonus, etc.)		<u>201,556.63</u>		g.3
Total Direct Expenses (g.1 + g.2 + g.3)			<u>4,654,407.62</u>	g
Gain/(Loss) (f - g)			<u>(1,922,686.55)</u>	h
Plus: Interest/Income Earned from the following Trust Fund/Placements/Investments.				
(Gross of Final Taxes)				
Bonds				i.1
Stocks		<u>221,266.00</u>		i.2
Real Estate		<u>23,095,124.88</u>		i.3
Purchase Money Mortgage				i.4
Mortgage Loans				i.5
Collateral Loans				i.6
Guaranteed Loans				i.7
Other Loans				i.8
Short-term Investments				i.9
Other Investments (specify) Trust Fund Income		<u>2,285,041.55</u>		i.10
Bank Deposits (Time/Deposits)		<u>1,579,402.55</u>		i.11
Total Gain/(Loss) & Interest Earned (h + i)			<u>27,180,834.98</u>	i
Other Income/Expense items:				
Depreciation - Building		<u>(7,209,083.35)</u>		k.1
Investment Expenses				k.2
*Other Income/Other Expenses (ex. Forex gain/(loss), etc.)		<u>1,291,555.74</u>		k.3
Sub-Total (j + k)			<u>(5,917,527.61)</u>	k
Less: Taxes other than Income tax				
Taxes on Real Estate		<u>701,525.15</u>		m.1
Documentary Stamp Tax		<u>0.00</u>		m.2
Corporate Residence Certificate		<u>9,823.71</u>		m.3
Assessment, Licenses & Fees		<u>463,400.05</u>		m.4
VAT & Fringe Benefit Tax				m.5
Final Taxes		<u>315,880.51</u>		m.6
Other General Expenses				
Salaries & Wages		<u>1,928,737.25</u>		n.1
Allowance to Officers				n.2
Allowance to Employees				n.3
Pension, Retirement, & Other similar benefits (SSS, Medicare, etc.)		<u>1,392,183.31</u>		n.4
Rent, Light & Water		<u>257,037.71</u>		n.5
Other General Expenses		<u>3,131,411.59</u>		n.6
Sub-Total (taxes & general expenses) (m + n)			<u>6,709,369.86</u>	n
Net Income/(Loss) before Income Tax			<u>8,199,999.28</u>	o
Less: Income Tax			<u>11,140,621.54</u>	p
Net Income/(Loss) for the year (p - q)			<u>878,075.04</u>	q
			<u>10,262,546.50</u>	r

Note: Capital Gains/(Losses) on stocks amounting to P 11,625,761.20 is excluded.

*Please specify on separate sheet

/stats

ANNUAL STATEMENT for the Year Ended December 31, 2017 of CITYPLANS, INCORPORATED

EXHIBIT 3 - SUMMARY OF MONTHLY DEPOSITS TO THE TRUST FUND (Per Plan)

Month (1)	Amount Collected (2)	Amount of Required Deposit (3)	Amount of Actual Deposit (4)	Remarks (5)
Memorial Plan:	N/A			
Education Plan:	N/A			
Pension Plan:				
Union Bank of the Philippines				
January	11,123.34	1,187.32	1,187.32	
February	-	-	-	
March	1,726.60	1,381.28	1,381.28	
April	-	-	-	
Additional trust fund contribution to cover the deficit in 2016	-	-	2,522,259.98	
May	-	-	-	
June	863.30	690.64	690.64	
July	49,864.00	39,891.20	39,891.20	
August	863.30	690.64	690.64	
September	863.30	690.64	690.64	
October	-	-	-	
November	-	-	-	
December	863.30	690.64	690.64	
	66,167.14	45,222.36	2,567,482.34	
Philippine National Bank				
	-	-	-	
	-	-	-	
GRAND TOTAL	66,167.14	45,222.36	2,567,482.34	

ANNUAL STATEMENT for the Year Ended December 31, 2017 of CITYPLANS, INCORPORATED

EXHIBIT 4 - SUMMARY OF MONTHLY WITHDRAWALS FROM THE TRUST FUNDS (Per Plan)

Month (1)	Total Amount of Benefits Paid (2)	Total Amount of Withdrawal (3)	Breakdown / Purpose of Withdrawal				Description for "Others" (8)
	Planholders' Benefits (4)	Trustee's Fees (5)	Taxes (6)	Others (7)			
Memorial Plan:	N/A						
Education Plan:	N/A						
Pension Plan:							
Union Bank of the Philippines (UBP)							
January	-	29,070.87	-	6,150.04	22,420.83	500.00	Others - BIR Registration Fee
February	-	28,786.79	-	6,322.22	22,464.57	-	
March	-	17,925.96	-	5,729.37	12,826.42	(629.83)	Provision for Losses - Loans & Receivables
April	-	28,880.86	-	6,324.31	22,556.55	-	
May	-	36,736.66	-	7,153.64	27,847.24	1,735.78	SCCP / Commission / Provision for Losses - Loans & Receivables
June	-	351,471.36	-	7,119.55	326,602.72	17,749.09	Provision for Losses - Loans & Receivables
July	2,715,428.13	2,857,613.19	2,715,428.13	7,200.74	32,588.08	102,396.24	Others / Association dues
August	-	28,756.04	-	6,049.08	22,706.96	-	
September	-	(8,901.52)	-	6,446.25	(15,282.02)	(65.75)	Provision for Losses - Loans & Receivables
October	-	29,337.16	-	6,478.77	22,925.02	(66.63)	Provision for Losses - Loans & Receivables
November	1,307,881.71	1,337,225.72	1,307,881.71	6,440.77	22,970.76	(67.52)	Provision for Losses - Loans & Receivables
December	13,000.06	116,485.97	13,000.06	6,149.42	38,232.30	59,104.19	Others / Commission / Association dues
Sub-total	4,036,309.90	4,853,389.06	4,036,309.90	77,564.16	558,859.43	180,655.57	
* Securities Clearing Corporation of the Philippines							

ANNUAL STATEMENT for the Year Ended December 31, 2017 of CITYPLANS, INCORPORATED

EXHIBIT 4 - SUMMARY OF MONTHLY WITHDRAWALS FROM THE TRUST FUNDS (Per Plan)

Month (1)	Total Amount of Benefits Paid (2)	Total Amount of Withdrawal (3)	Breakdown / Purpose of Withdrawal				Description for "Others" (8)
	Planholders' Benefits (4)	Trustee's Fees (5)	Taxes (6)	Others (7)			
Philippine National Bank formerly Allied Banking Corporation (PNB)							
January	-	10,091.95	-	3,222.86	6,869.09	-	
February	-	4,204.65	-	2,915.86	1,288.79	-	
March	-	5,373.59	-	3,231.63	2,141.96	-	
April	-	8,154.60	-	3,136.48	2,162.69	2,855.43	Association dues
May	-	5,874.19	-	3,250.14	2,624.05	-	
June	-	1,046.28	-	3,155.56	2,149.42	(4,258.70)	Reclassification of restoration cost of unit
July	-	15,177.36	-	3,262.98	2,304.55	9,609.83	Association dues / Labor cost / Bulletin ad
August	-	5,497.53	-	3,260.26	2,237.27	-	
September	-	5,363.03	-	3,165.24	2,197.79	-	
October	-	5,544.12	-	3,275.83	2,268.29	-	
November	-	5,514.29	-	3,208.98	2,305.31	-	
December	-	20,729.18	-	3,418.58	10,952.16	6,358.44	Association dues / Bulletin ad
Sub-total	-	92,570.77	-	38,504.40	39,501.37	14,565.00	
GRAND TOTAL	4,036,309.90	4,945,959.83	4,036,309.90	116,068.56	598,360.80	195,220.57	

ANNUAL STATEMENT For the Year Ended December 31, 2017 of CITYPLANS, INCORPORATED

Exhibit 5 - SUMMARY OF MONTHLY SALES FOR THE YEAR

Plan Type	Registration of Plans/Contracts		Amount Sold	Balance of Unsold Plans/Contracts	Initial Collection
	Date Approved	Amount Approved			
(1)	(2)	(3)	(4)	(5)	(6)
Memorial Plan:					
January					
February			N / A		
March					
April					
May					
June					
July					
August					
September					
October					
November					
December					
Sub-total					
Education Plan:					
January					
February					
March			N / A		
April					
May					
June					
July					
August					
September					
October					
November					
December					
Sub-total					
Pension Plan:					
January					
February					
March		N	O	N	E
April					
May					
June					
July					
August					
September					
October					
November					
December					
Sub-total					
GRAND TOTAL					

ANNUAL STATEMENT for the Year Ended December 31, 2017 of CITYPLANS, INCORPORATED

Exhibit 6 - SERIATIM LIST OF IN-FORCE POLICIES

Contract Number	Planholders	Birth	Inception	Plan	Maturity	Maturity	Status	Contract	Payment	Total	INSURANCE		BENEFITS			Reserves	
	Name	Date	Date	Type	Value	Date		Price	Mode	Installments	Total Insurance Premium	Total Insurance Premium Paid	Amount of Benefits Paid	Balance	Last Availment Date	Last Amount Availed	as of 31-Dec-17
(1)	(2)	(3)	(4)	(5)	(6)	(7)	(8)	(9)	(10)	(11)	(12)	(13)	(14)	(15)	(16)	(17)	(18)
Memorial Plan:																	
	Sub-total																
Education Plan:																	
	Sub-total																
Pension Plan:		Breakdown Attached (Please refer to Exhibit 6 File - Soft Copy)															
	Actively Paying Plans				1,120,000.00			622,540.00		583,294.00	47,603.52	28,474.20					778,484.01
	Fully Paid - Not Yet Availing Plans				64,890,000.00			7,077,941.00		7,719,610.00	818,680.68	465,987.13					34,908,870.69
	Fully Paid - Availing Plans				4,970,000.00			1,794,375.00		1,981,290.00	148,533.21	148,533.21	1,804,510.66	6,269,316.24		19,500.00	4,845,000.00
	Sub-total				70,980,000.00			9,494,856.00		10,284,194.00	1,014,817.41	642,994.54	1,804,510.66	6,269,316.24		19,500.00	40,532,354.70
	Grand Total				70,980,000.00			9,494,856.00		10,284,194.00	1,014,817.41	642,994.54	1,804,510.66	6,269,316.24		19,500.00	40,532,354.70
Note: For the supporting details, provide <u>soft copy indicating all the required information of Exhibit 6.</u>																	

ANNUAL STATEMENT for the Year Ended December 31, 2017 of CITYPLANS, INCORPORATED

EXHIBIT 7 - LIST OF AVAILING PLANS FOR THE SUCCEEDING YEAR 2018

Planholders' Name	Contract / Policy	Plan	Term Of Contract		Benefit
	Number	Type	Issue Date	Maturity Date	Payable
(1)	(2)	(3)	(4)	(5)	(6)
Education Plan:					-
Sub-total					-
Pension Plan:	Breakdown Attached (Please refer to Exhibit 7 File - Soft Copy)				
Maturing 2018					924,028.06
Matured Plans (Availing the Monthly Pension)					585,480.24
Sub-total					1,509,508.30
GRAND TOTAL					1,509,508.30
Note: For the supporting details, provide <u>soft copy indicating all the required information of Exhibit 7.</u>					

ANNUAL STATEMENT for the Year Ended December 31, 2017 of CITYPLANS, INCORPORATED

Exhibit 8 - CLAIMS / BENEFITS FILED

Date of Claim (1)	Contract Number (2)	Planholders' Name (3)	Inception Date (4)	Plan Type (5)	Maturity Value (6)	Maturity Date (7)	Contract Price (8)	Total Installments Made (9)	Total Insurance Premium Paid (10)	Amount of Benefits Paid (11)	Date Paid (12)	Status of Claim (13)
Memorial Plan:												
1												
2												
3												
4												
5					N / A							
6												
7												
8												
9												
10												
Sub-total												
Education Plan:												
1												
2												
3												
4												
5					N / A							
6												
7												
8												
9												
10												
Sub-total												
Pension Plan:												
1												
2												
3												
4												
5					N O N E							
6												
7												
8												
9												
10												

ANNUAL STATEMENT for the Year Ended December 31, 2017 of CITYPLANS, INCORPORATED

SCHEDULE 1 - INVESTMENTS IN TRUST FUNDS

Description		VALUE OF INVESTMENTS						INTEREST / DIVIDEND / RENTAL INCOME				
		PLAN						Collected	Accrued	Accrued	Earned	
		MEMORIAL	% to Total Equity	PENSION	% to Total Equity	EDUCATION	% to Total Equity	TOTAL	During the Year	Previous Year	Current Year	During the Year
(1)	(2)	(3)	(3)	(4)	(5)	(6)	(7)	(8)	(9)	(10)	(11)	
Government Securities	<i>Exh 1 (AS-TF)</i>			21,946,579	64.53%			21,946,579	1,289,000	178,915	189,304	1,299,389
Cash in Savings/Time Deposits	<i>Exh 1 (AS-TF)</i>			4,336,908	12.75%			4,336,908	-	-	-	-
Mutual Funds/UITF	<i>Exh 1 (AS-TF)</i>			-	-			-	-	-	-	-
Short Term Investments	<i>Exh 1 (AS-TF)</i>			-	-			-	-	-	-	-
Corporate Bonds	<i>Exh 1 (AS-TF)</i>			1,145,226	3.37%			1,145,226	66,691	7,604	7,604	66,691
Mortgage Loans	<i>Exh 1 (AS-TF)</i>			-	-			-	-	-	-	-
Planholders' Loans	<i>Exh 1 (AS-TF)</i>			131,494	0.39%			131,494	-	-	-	-
Stocks	<i>Exh 1 (AS-TF)</i>			881,491	2.59%			881,491	39,542	-	-	39,542
Real Estate	<i>Exh 1 (AS-TF)</i>			2,614,708	7.69%			2,614,708	307,696	-	-	307,696
Other Investments	<i>Exh 1 (AS-TF)</i>			-	-			-	-	-	-	-
Accrued Investment Income	<i>Exh 1 (AS-TF)</i>			201,622	0.59%			201,622	-	-	-	-
Other Assets	<i>Exh 1 (AS-TF)</i>			3,234,187	9.51%			3,234,187	-	-	-	-
TOTAL ASSETS		-		34,492,215	101.42%	-		34,492,215	1,702,928	186,519	196,908	1,713,317
Accrued Trust Fees	<i>Exh 1 (AS-TF)</i>			28,972	0.09%			28,972				
Accrued Taxes	<i>Exh 1 (AS-TF)</i>			205,622	0.60%			205,622				
Other Liabilities	<i>Exh 1 (AS-TF)</i>			246,717	0.73%			246,717				
TOTAL LIABILITIES		-		481,311	1.42%	-		481,311				
TOTAL EQUITY		-		34,010,904.02	100.00%	-		34,010,904.02				

ANNUAL STATEMENT For the Year Ended December 31, 2017 of CITYPLANS, INCORPORATED

SCHEDULE 2 - INSURANCE PREMIUM FUND (IPF)

Description*		VALUE OF INVESTMENTS				INTEREST / DIVIDEND / RENTAL INCOME			
		PLAN				Collected	Accrued	Accrued	Earned
		MEMORIAL	PENSION	EDUCATION	TOTAL	During the Year	Previous Year	Current Year	During the Year
(1)	(2)	(3)	(4)	(5)	(6)	(7)	(8)	(9)	
Government Securities	<i>Schedule 2-1</i>								
Cash in Savings/Time Deposits	<i>Schedule 2-2</i>		200,000.00		200,000.00	5,385.07	1,513.89	1,300.00	5,171.18
Mutual Funds/UITF	<i>Schedule 2-3</i>								
Short Term Investments	<i>Schedule 2-4</i>								
Corporate Bonds	<i>Schedule 2-5</i>								
Mortgage Loans	<i>Schedule 2-6</i>								
Planholders' Loans	<i>Schedule 2-7</i>								
Stocks	<i>Schedule 2-8</i>								
Real Estate	<i>Schedule 2-9</i>								
Other Investments	<i>Schedule 2-10</i>								
Accrued Investment Income	<i>Schedule 2-11</i>								
TOTAL INVESTMENTS		-	200,000.00	-	200,000.00	5,385.07	1,513.89	1,300.00	5,171.18

ANNUAL STATEMENT for the Year Ended December 31, 2017 of CITYPLANS, INCORPORATED

SCHEDULE 2-1 IPF - Government Securities

SECURITY		DATE			INITIAL ACQUISITION/BOOKING VALUE			PRICE		CURRENT/CLOSING VALUE		Unrealized Gain (Loss)	INTEREST					
Description	Serial No.	Acquired	Issued	Maturity	Face Value	Underwriting Discount/Premium	Acquisition Cost	At Acquisition Date	At Closing/Balance Sheet Date	Book Value	Market Value		Annual Coupon Rate	How Paid*	Collected During the Year	Accrued Previous Year	Accrued Current Year	Earned During the Year
1	2	3	4	5	6	7	8	9	10	11	12	13= (12-11)	14	15	16	17	18	19 = (16+17-18)
DOMESTIC ISSUES:																		
FXTN:																		
1																		
2																		
3						N	O	N	E									
4																		
5																		
TREASURY BILLS																		
1																		
2																		
3																		
Sub-total																		
FOREIGN ISSUES:																		
1																		
2																		
3																		
4																		
5																		
Sub-total																		
TOTALS																		
*Indicate whether annually, semi-monthly, quarterly or monthly.																		

ANNUAL STATEMENT for the Year Ended December 31, 2017 of CITYPLANS, INCORPORATED

SCHEDULE 2-2 IPF - Cash on hand and in banks

Description	Account/ Certificate Number	DATE		Annual Rate/ Interest	Term/ Period	BALANCE		INTEREST				
		Acquisition/ Placement	Maturity			At Acquisition/ Placement Date	At Closing/ Balance Sheet Date	Collected	Accrued	Accrued	Earned	
								During the Year	Previous Year	Current Year	During the Year	
2	3	4	5	6	7	8	9	10	11	12	13	
Cash on Hand												
Current Accounts:												
1												
2												
3												
Sub-total												
Savings Accounts:												
1												
2												
3												
Sub-total												
Time Deposit Accounts:												
1	UCPB Savings	16810641	9/5/2017	1/4/2018	2%	121 Days	200,000.00	200,000.00	5,385.07	1,513.89	1,300.00	5,171.18
2												
3												
Sub-total							200,000.00	200,000.00	5,385.07	1,513.89	1,300.00	5,171.18
GRAND TOTAL												

ANNUAL STATEMENT for the Year Ended December 31, 2017 of CITYPLANS, INCORPORATED

SCHEDULE 2-3 - IPF - MUTUAL FUNDS/ UITF

Description	Account /Certificate Number	Acquisition Date	Number of Units/Shares Held	Net Asset Value per Unit/Share		Acquisition Cost	Market Value	Unrealized Gain (Loss)
				At Acquisition Date	At Closing/Balance Sheet Date			
1	2	3	4	5	6	7	8	9
<u>Mutual Funds</u>								
1								
2								
3		N	O	N	E			
4								
5								
Sub-total								
<u>Unit Investment Trust Funds</u>								
1								
2								
3								
4								
5								
Sub-total								
<u>Others</u>								
1								
2								
3								
4								
5								
Sub-total								
GRAND TOTALS								

ANNUAL STATEMENT for the Year Ended December 31, 2017 of CITYPLANS, INCORPORATED

SCHEDULE 2-4 IPF - Short Term Investments

Investment Type	Account	Date of	Market	Acquisition	INTEREST			
	Number	Placement	Value	Cost	Collected	Accrued	Accrued	Earned
(1)	(2)	(3)	(4)	(5)	During the Year	Previous Year	Current Year	During the Year
(1)	(2)	(3)	(4)	(5)	(6)	(7)	(8)	(9)
Special Deposit Accounts								
1			N	O	N	E		
2								
3								
TOTAL			-	-	-	-	-	-

ANNUAL STATEMENT for the Year Ended December 31, 2017 of CITYPLANS, INCORPORATED

SCHEDULE 2-5 IPF - Corporate bonds

SECURITY		DATE			INITIAL ACQUISITION/BOOKING VALUE			PRICE		CURRENT/CLOSING VALUE		Unrealized Gain (Loss)	INTEREST					
Description	Serial No.	Acquired	Issued	Maturity	Face Value	Underwriting Discount/Premium	Acquisition Cost	At Acquisition Date	At Closing/Balance Sheet Date	Book Value	Market Value		Annual Coupon Rate	How Paid*	Collected During the Year	Accrued Previous Year	Accrued Current Year	Earned During the Year
2		3	4	5	6	7	8	9	10	11	12	13= (12-11)	14	15	16	17	18	19 = (16+17-18)
					N	O	N	E										
TOTALS																		
<i>*Indicate whether annually, semi-monthly, quarterly or monthly.</i>																		

ANNUAL STATEMENT for the Year Ended December 31, 2017 of CITYPLANS, INCORPORATED

SCHEDULE 2-6 IPF - Mortgage Loans

Name and Address of Mortgagor	Description of Property (TCT/CCT No.; Location; Area)	Record of Mortgage: (Registry No.; Entry No.; City/Prov.; Amt of Notation)	Market Value of Land Mortgaged	Sound Value of Building	Term of Loan		Amount of Original Loan	P R I N C I P A L				I N T E R E S T				
					Date Given	Date Due		Amount Unpaid Dec.31 Prev Yr	Loaned During the Year	Paid During the Year	Amount Unpaid Dec.31 Current Yr	Annual Rate	Collected During the Year	Accrued Previous Year	Accrued Current Year	Earned During the Year
(1)	(2)	(3)	(4)	(5)	(6)	(7)	(8)	(9)	(10)	(11)	(12)	(13)	(14)	(15)	(16)	(17)
1																
2																
3																
4																
5																
6					N	O	N	E								
7																
8																
9																
10																
11																
12																
13																
14																
15																
16																
17																
18																
19																
20																
TOTALS																

ANNUAL STATEMENT for the Year Ended December 31, 2017 of CITYPLANS, INCORPORATED

SCHEDULE 2-7 IPF - Planholders' Loans

Policyholder / Borrower (1)	Term of Loan		Contract Number (4)	Amount of Insurance (5)	Amount of Original Loan (6)	P R I N C I P A L				I N T E R E S T				
	Date of Loan (2)	Date of Maturity (3)				Amount Unpaid Dec.31 Prev Yr (7)	Loaned During the Year (8)	Paid During the Year (9)	Amount Unpaid Dec.31 Current Yr (10)	Annual Rate (11)	Collected During the Year (12)	Accrued Previous Year (13)	Accrued Current Year (14)	Earned During the Year (15)
	1													
2														
3														
4														
5					N	O	N	E						
6														
7														
8														
9														
10														
11														
12														
13														
14														
15														
16														
17														
18														
19														
20														
21														
22														
23														
24														
25														
TOTAL														

ANNUAL STATEMENT for the Year Ended December 31, 2017 of CITYPLANS, INCORPORATED

SCHEDULE 2-8 IPF - Stocks

DESCRIPTION (1)	Certificate Number (2)	Date Acquired (3)	How Acquired* (4)	Number of Shares (5)	Par Value (6)	Rate Used to Obtain MV (7)	Acquisition Cost (8)	Market Value (9)	D I V I D E N D						
									Rate for the last 3 years preceding Current Year			Collected	Accrued	Accrued	Earned
									2010 (10)	2011 (11)	2012 (12)	During the Year (13)	Previous Year (14)	Current Year (15)	During the Year (16)
Common Shares:															
1															
2															
3															
4								N	O	N	E				
5															
6															
7															
8															
9															
10															
Preferred Shares:															
1															
2															
3															
4															
5															
TOTALS															
<i>*Indicate how stocks were acquired, i.e., whether purchased or as dividend</i>															

ANNUAL STATEMENT for the Year Ended December 31, 2017 of CITYPLANS, INCORPORATED

SCHEDULE 2-9 IPF - Real Estate

TCT/CCT Number.; City/Province	Area & Description of Lot / Building	Name of Vendor	Date Acquired	Estimated Life of Building	Actual Cost	Accumulated Depreciation Building	Net Book Value	Market Value per Appraisal	R E N T A L I N C O M E				Encumbrance (if Any) (14)	
									Collected	Accrued	Accrued	Earned		
									During the Year (10)	Previous Year (11)	Current Year (12)	During the Year (13)		
(1)	(2)	(3)	(4)	(5)	(6)	(7)	(8)	(9)	(10)	(11)	(12)	(13)	(14)	
Occupied by the Company:														
Lot														
					N	O	N	E						
Building														
Sub-total														
Investment Properties														
Lot														
Building														
Sub-total														
GRAND TOTALS														

ANNUAL STATEMENT for the Year Ended December 31, 2017 of CITYPLANS, INCORPORATED

SCHEDULE 2-10 IPF - Other Investments

Description	Account	Date of	Date of	Number	Acquisition	Market	I N T E R E S T			
	Number	Placement	Maturity	of	cost	Value	Collected	Accrued	Accrued	Earned
	(1)	(2)	(3)	Shares / Units	(6)	(7)	During the Year	Previous Year	Current Year	During the Year
(1)	(2)	(3)	(4)	(5)	(6)	(7)	(8)	(9)	(9)	(10)
1										
2										
3										
4			N	O	N	E				
5										
6										
7										
8										
9										
10										
TOTAL										

ANNUAL STATEMENT for the Year Ended December 31, 2017 of CITYPLANS, INCORPORATED

SCHEDULE 2-11 IPF - Accrued Investment Income

Kind of Investment (1)	Collected	Accrued Investment Income		Unearned Investment Income		Earned
	During the Year (2)	Current Year (5)	Previous Year (6)	Current Year (3)	Previous Year (4)	During the Year (2-3+4+5-6) (7)
1 Interest on Government Securities						
2 Income on Corporate Bonds						
3 Dividends on Stocks						
4 Income on Real Estate						
5 Interest on Mortgage Loans						
6 Interest on Planholders' Loans						
7 Income on Short Term Investments						
8 Income on Other Investments						
9 Interest on Time Deposits	5,385.07	1,300.00	1,513.89	-	-	5,171.18
Others:						
10						
11						
12						
TOTAL	5,385.07	1,300.00	1,513.89	-	-	5,171.18

ANNUAL STATEMENT for the Year Ended December 31, 2017 of CITYPLANS, INCORPORATED

SCHEDULE 3-1 Corporate Assets - GOVERNMENT SECURITIES

SECURITY		DATE			INITIAL ACQUISITION/BOOKING VALUE			PRICE				Unrealized Gain (Loss)	INTEREST					
Description	Serial No.	Acquired	Issued	Maturity	Face Value	Underwriting Discount/Premium	Acquisition Cost	At Acquisition Date	At Closing/Balance Sheet Date	Book Value	Market Value		Coupon Rate	How Paid*	Collected During the Year	Accrued Previous Year	Accrued Current Year	Earned During the Year
1	2	3	4	5	6	7	8	9	10	11	12	13= (12-11)	14	15	16	17	18	19 = (16+17-18)
DOMESTIC ISSUES:																		
FXTN:																		
1																		
2																		
3						N	O	N	E									
4																		
5																		
TREASURY BILLS																		
1																		
2																		
3																		
Sub-total																		
FOREIGN ISSUES:																		
1																		
2																		
3																		
4																		
5																		
Sub-total																		
TOTALS																		
*Indicate whether annually, semi-monthly, quarterly or monthly.																		

ANNUAL STATEMENT for the Year Ended December 31, 2017 of CITYPLANS, INCORPORATED

SCHEDULE 3-2 Corporate Assets - Cash on hand and in banks

Description	Account/ Certificate Number	DATE		Annual Rate/ Interest Net of 20%WTP	Term/ Period	BALANCE		INTEREST			
		Acquisition/ Placement	Maturity			At Acquisition/ Placement Date	At Closing/ Balance Sheet Date	Collected	Accrued	Accrued	Earned
								During the Year	Previous Year	Current Year	During the Year
2	3	4	5	6	7	8	9	10	11	12	13
Cash in Company's Office:											
	COH - Undep. Collection - UCPB						29,042.34				
	Revolving Fund / Change Fund						500.00				
	Commission Fund						-				
	Sub-total						29,542.34				
Cash in Bank:											
Current Accounts:											
1	BPI - Ayala East	CASA1731-0095-85					88,271.40				
2	Security Bank	0000-005537-048					189,246.64				
3	UCPB2 - Ayala	103-008443-1					-				
4	Phil. Savings Bank	CASA001-33200033-6					32,628.11				
5	China Bank	CASA212-0244919					58,923.22				
6	Metrobank	7-002-12325-4					10,000.00				
	Sub-total						379,069.37				

Savings Accounts:											
1	UCPB - Ayala	103-121710-4							542,143.63		
2	UCPB2 - Ayala	103-140232-1							167,491.01		
3	Metrobank	096-301166435-0							51,095.85		
4	UCPB2 - MC	10-103-001356-8							110,890.61		
5	Security Bank - HV Dela Costa	000-010984-326							51,685.00		
Sub-total								923,306.10	2,873.16	-	2,873.16
Time Deposit Accounts:											
1	City Savings Bank	951810194884	7/12/2017	1/3/2018	2.00000000%	175	1,100,000.00	1,100,000.00			
2	City Savings Bank	951810193993	7/19/2017	1/4/2018	2.00000000%	169	1,400,000.00	1,400,000.00			
3	City Savings Bank	951810192996	7/12/2017	1/11/2018	2.00000000%	183	1,250,000.00	1,250,000.00			
4	City Savings Bank	951810194884	7/27/2017	1/11/2018	2.00000000%	168	3,350,000.00	3,350,000.00			
5	UCPB	3166444	8/11/2017	1/11/2018	1.80000000%	153	1,500,000.00	1,500,000.00			
6	UCPB	3166465	8/22/2017	1/11/2018	1.80000000%	142	600,000.00	600,000.00			
7	UCPB Savings Bank	133515	10/11/2017	1/11/2018	1.92000000%	92	1,400,000.00	1,400,000.00			
8	UCPB	133786	12/13/2017	1/12/2018	2.20000000%	30	800,000.00	800,000.00			
9	Amalgamated Investment Bancorporation	97879	12/19/2017	1/12/2018	3.00000000%	56	500,000.00	500,000.00			
10	City Savings Bank	951810193009	7/12/2017	1/17/2018	2.00000000%	189	1,300,000.00	1,300,000.00			
11	City Savings Bank	951810193018	7/12/2017	1/24/2018	2.00000000%	196	1,350,000.00	1,350,000.00			
12	City Savings Bank	951810193028	7/12/2017	1/29/2018	2.00000000%	201	1,400,000.00	1,400,000.00			
13	UCPB	3166457	8/26/2017	1/29/2018	1.80000000%	166	400,000.00	400,000.00			
14	UCPB	3166468	8/23/2017	1/29/2018	1.80000000%	159	500,000.00	500,000.00			
15	City Savings Bank	951810199957	9/5/2017	2/6/2018	2.00000000%	154	25,000,000.00	25,000,000.00			
16	City Savings Bank	951810200790	9/13/2017	2/6/2018	2.00000000%	146	10,000,000.00	10,000,000.00			
17	City Savings Bank	951810202084	9/19/2017	2/13/2018	2.00000000%	147	1,000,000.00	1,000,000.00			
18	City Savings Bank	951810202107	9/19/2017	2/21/2018	2.00000000%	155	500,000.00	500,000.00			
19	City Savings Bank	951810203593	9/27/2017	2/22/2018	2.00000000%	148	1,000,000.00	1,000,000.00			
20	City Savings Bank	9518102003067	9/25/2017	2/26/2018	2.00000000%	154	1,700,000.00	1,700,000.00			
21	City Savings Bank	951810215022	12/21/2017	2/26/2018	3.00000000%	67	1,400,000.00	1,400,000.00			
22	City Savings Bank	951810204538	10/4/2017	3/6/2018	2.00000000%	153	1,500,000.00	1,500,000.00			
23	UCPB Savings Bank	133523	10/13/2017	3/6/2018	1.92000000%	144	600,000.00	600,000.00			
24	City Savings Bank	951810209687	11/7/2017	3/6/2018	2.00000000%	119	850,000.00	850,000.00			
25	UCPB Savings Bank	133524	10/13/2017	3/13/2018	1.92000000%	151	600,000.00	600,000.00			
26	City Savings Bank	951810208543	10/27/2017	3/13/2018	2.00000000%	137	1,200,000.00	1,200,000.00			

27	UCPB Savings Bank	133525	10/13/2017	3/20/2018	1.92000000%	158	600,000.00	600,000.00				
28	City Savings Bank	951810215299	12/22/2017	3/20/2018	3.00000000%	88	2,300,000.00	2,300,000.00				
29	City Savings Bank	951810207010	10/18/2017	3/22/2018	2.00000000%	155	700,000.00	700,000.00				
30	UCPB Savings Bank	133526	10/13/2017	3/26/2018	1.92000000%	164	700,000.00	700,000.00				
31	UCPB Savings Bank	133672	11/16/2017	4/4/2018	2.00000000%	139	1,000,000.00	1,000,000.00				
32	UCPB Savings Bank	133671	11/16/2017	4/11/2018	2.00000000%	146	1,000,000.00	1,000,000.00				
33	UCPB Savings Bank	133709	11/29/2017	4/11/2018	2.00000000%	133	500,000.00	500,000.00				
34	UCPB Savings Bank	133696	11/27/2017	4/17/2018	2.00000000%	141	1,500,000.00	1,500,000.00				
35	UCPB Savings Bank	133691	11/21/2017	4/26/2018	2.00000000%	156	800,000.00	800,000.00				
36	UCPB Savings Bank	133697	11/27/2017	4/26/2018	2.00000000%	150	1,500,000.00	1,500,000.00				
37	UCPB Savings Bank	133698	11/27/2017	5/2/2018	2.00000000%	156	1,600,000.00	1,600,000.00				
38	City Savings Bank	951810213097	12/5/2017	5/11/2018	2.00000000%	157	2,100,000.00	2,100,000.00				
39	City Savings Bank	3172727	12/7/2017	5/11/2018	2.00000000%	155	800,000.00	800,000.00				
40	City Savings Bank	951810215619	12/27/2017	5/11/2018	3.00000000%	135	700,000.00	700,000.00				
	Sub-total						78,000,000.00	78,000,000.00	1,438,431.74	295,565.95	428,492.42	1,571,358.21
	GRAND TOTAL						78,000,000.00	79,331,917.81	1,441,304.90	295,565.95	428,492.42	1,574,231.37

ANNUAL STATEMENT for the Year Ended December 31, 2017 of CITYPLANS, INCORPORATED

SCHEDULE 3-3 - Corporate Assets - MUTUAL FUNDS/ UITF

Description	Account /Certificate Number	Acquisition Date	Number of Units/Shares Held	Net Asset Value per Unit/Share		Acquisition Cost	Market Value	Unrealized Gain (Loss)
				At Acquisition Date	At Closing/Balance Sheet Date			
1	2	3	4	5	6	7	8	9
<u>Mutual Funds</u>								
1								
2								
3			N	O	N	E		
4								
5								
Sub-total								
<u>Unit Investment Trust Funds</u>								
1								
2								
3								
4								
5								
Sub-total								
<u>Others</u>								
1								
2								
3								
4								
5								
Sub-total								

GRAND TOTALS							

ANNUAL STATEMENT for the Year Ended December 31, 2017 of CITYPLANS, INCORPORATED

SCHEDULE 3-4 - Corporate Assets - SHORT TERM INVESTMENTS

Investment Type/Description	Account/ Certificate Number	DATE		Annual Rate/Interest	Term/Period	BALANCE		INTEREST			
		Acquisition/ Placement	Maturity			At Acquisition/ Placement Date	At Closing/ Balance Sheet Date	Collected	Accrued	Accrued	Earned
								During the Year	Previous Year	Current Year	During the Year
1	2	1	3	2	4	3	5	4	6	5	7
<u>SPECIAL SAVINGS ACCOUNT</u>											
1			N	O	N	E					
2											
3											
TOTAL						0.00	0.00	-	-	-	-

ANNUAL STATEMENT for the Year Ended December 31, 2017 of CITYPLANS, INCORPORATED

SCHEDULE 3-6 Corporate Assets - MORTGAGE LOANS

Name and Address of Mortgagor (1)	Description of Property (TCT/CCT No.; Location; Area) (2)	Record of Mortgage: (Registry No.; Entry No.; City/Prov.; Amt of Notation) (3)	Market Value of Land Mortgaged (4)	Sound Value of Building (5)	Term of Loan		Amount of Original Loan (8)	P R I N C I P A L				I N T E R E S T				
					Date Given (6)	Date Due (7)		Amount Unpaid Dec.31 Prev Yr (9)	Loaned During the Year (10)	Paid During the Year (11)	Amount Unpaid Dec.31 Current Yr (12)	Annual Rate (13)	Collected During the Year (14)	Accrued Previous Year (15)	Accrued Current Year (16)	Earned During the Year (17)
1																
2																
3																
4																
5																
6				N	O	N	E									
7																
8																
9																
10																
11																
12																
13																
14																
15																
16																
17																
18																
19																
20																
TOTALS																

ANNUAL STATEMENT for the Year Ended December 31, 2017 of CITYPLANS, INCORPORATED

SCHEDULE 3-7 Corporate Assets - Planholders' loans

Policyholder / Borrower (1)	Term of Loan		Contract Number (4)	Amount of Insurance (5)	Amount of Original Loan (6)	P R I N C I P A L				I N T E R E S T				
	Date of Loan (2)	Date of Maturity (3)				Amount Unpaid Dec.31 Prev Yr (7)	Loaned During the Year (8)	Paid During the Year (9)	Amount Unpaid Dec.31 Current Yr (10)	Annual Rate (11)	Collected During the Year (12)	Accrued Previous Year (13)	Accrued Current Year (14)	Earned During the Year (15)
	1													
2														
3														
4														
5														
6						N	O	N	E					
7														
8														
9														
10														
11														
12														
13														
14														
15														
16														
17														
18														
19														
20														
TOTAL														

ANNUAL STATEMENT for the Year Ended December 31, 2017 of CITYPLANS, INCORPORATED

SCHEDULE 3-8 Corporate Assets - STOCKS

Name of Trustee Bank	DESCRIPTION	Certificate Number	Date Acquired	How Acquired	Number of Shares	Costs/Price		Acquisition Cost (including transaction fees)	Book Value at Balance Sheet Date	Market Value	Unrealized Gain (Loss)	DIVIDEND						
						At Acquisition Date	At Closing/Balance Sheet Date					Rate for the last 3 years preceeding Current Year			Collected	Accrued	Accrued	Earned
												2014 (10)	2015 (11)	2016 (12)	During the Year (13)	Previous Year (14)	Current Year (15)	During the Year (16)
1	2	3	4	5	6	7	8	9	10	11	12 = (11-10)							
	Common Shares:																	
	Common Shares:																	
	City & Land																	
	Developers, Inc (CLDI)	737	12/28/94	Purchased	3,500	10,500.00	11,550.00	10,500.00	10,500.00	11,550.00	1,050.00							
	Shares	738	12/28/94	-do-	7,000													
		767	09/24/96	-do-	30,000	90,900.00	33,000.00	90,900.00	90,900.00	33,000.00	(57,900.00)							
		768	10/16/96	-do-	4,200	12,600.00	4,620.00	12,600.00	12,600.00	4,620.00	(7,980.00)							
		770	03/21/97	-do-	10,000	30,000.00	11,000.00	30,000.00	30,000.00	11,000.00	(19,000.00)							
		771	04/04/97	-do-	4,500	13,500.00	4,950.00	13,500.00	13,500.00	4,950.00	(8,550.00)							
		780	01/28/98	-do-	10,000	22,000.00	11,000.00	22,000.00	22,000.00	11,000.00	(11,000.00)							
		1254	03/29/99	-do-	44,400	44,400.00	48,840.00	44,400.00	44,400.00	48,840.00	4,440.00							
		1255	03/29/99	-do-	22,500	22,500.00	24,750.00	22,500.00	22,500.00	24,750.00	2,250.00							
		1497	03/29/99	-do-	9,000	12,600.00	9,900.00	12,600.00	12,600.00	9,900.00	(2,700.00)							
		1513	03/29/99	-do-	3,675	5,145.00	4,042.50	5,145.00	5,145.00	4,042.50	(1,102.50)							
		1514	03/29/99	-do-	5,250	7,350.00	5,775.00	7,350.00	7,350.00	5,775.00	(1,575.00)							
		1515	03/29/99	-do-	9,750	13,650.00	10,725.00	13,650.00	13,650.00	10,725.00	(2,925.00)							
		1516	03/29/99	-do-	3,675	5,145.00	4,042.50	5,145.00	5,145.00	4,042.50	(1,102.50)							
		1517	03/29/99	-do-	7,500	10,500.00	8,250.00	10,500.00	10,500.00	8,250.00	(2,250.00)							
		1518	03/29/99	-do-	7,500	10,500.00	8,250.00	10,500.00	10,500.00	8,250.00	(2,250.00)							
		1519	03/29/99	-do-	10,500	14,700.00	11,550.00	14,700.00	14,700.00	11,550.00	(3,150.00)							
		1520	03/29/99	-do-	1,125	1,575.00	1,237.50	1,575.00	1,575.00	1,237.50	(337.50)							
		1521	03/29/99	-do-	15,000	21,000.00	16,500.00	21,000.00	21,000.00	16,500.00	(4,500.00)							
		1522	03/29/99	-do-	1,125	1,575.00	1,237.50	1,575.00	1,575.00	1,237.50	(337.50)							
		1523	03/29/99	-do-	1,575	2,205.00	1,732.50	2,205.00	2,205.00	1,732.50	(472.50)							
		1524	03/29/99	-do-	1,575	2,205.00	1,732.50	2,205.00	2,205.00	1,732.50	(472.50)							
		1525	03/29/99	-do-	3,750	5,250.00	4,125.00	5,250.00	5,250.00	4,125.00	(1,125.00)							

		1527	03/29/99	-do-	2,625	3,675.00	2,887.50	3,675.00	3,675.00	2,887.50	(787.50)							
		1528	03/29/99	-do-	4,500	6,300.00	4,950.00	6,300.00	6,300.00	4,950.00	(1,350.00)							
		1529	03/29/99	-do-	7,500	10,500.00	8,250.00	10,500.00	10,500.00	8,250.00	(2,250.00)							
		1530	03/29/99	-do-	9,750	13,650.00	10,725.00	13,650.00	13,650.00	10,725.00	(2,925.00)							
		1531	03/29/99	-do-	3,750	5,250.00	4,125.00	5,250.00	5,250.00	4,125.00	(1,125.00)							
		1532	03/29/99	-do-	750	1,050.00	825.00	1,050.00	1,050.00	825.00	(225.00)							
		1533	03/29/99	-do-	750	1,050.00	825.00	1,050.00	1,050.00	825.00	(225.00)							
		1534	03/29/99	-do-	3,750	5,250.00	4,125.00	5,250.00	5,250.00	4,125.00	(1,125.00)							
		1535	03/29/99	-do-	2,625	3,675.00	2,887.50	3,675.00	3,675.00	2,887.50	(787.50)							
		1773	04/15/99	-do-	600													
		1774	04/15/99	-do-	1,200													
		1775	04/15/99	-do-	4,200	15,400.00	12,100.00	15,400.00	15,400.00	12,100.00	(3,300.00)							
		1776	04/15/99	-do-	3,500													
		1777	04/15/99	-do-	1,500													
		2354	11/08/99	-do-	14,000	46,900.00	15,400.00	46,900.00	46,900.00	15,400.00	(31,500.00)							
		4015	07/05/00	-do-	2,000	6,800.00	2,200.00	6,800.00	6,800.00	2,200.00	(4,600.00)							
		4027	08/02/00	-do-	20,125	65,406.25	22,137.50	65,406.25	65,406.25	22,137.50	(43,268.75)							
	15% stock dividend	2691	04/07/00	Stock Dividend	227,340		250,074.00			250,074.00	250,074.00							
	12.5% stock dividend	4193	07/11/03	-do-	220,633		242,696.30			242,696.30	242,696.30							
	20% stock dividend	5080	08/09/05	-do-	397,139		436,852.90			436,852.90	436,852.90							
	20% stock dividend	5830	08/08/06	-do-	476,567		524,223.70			524,223.70	524,223.70							
	20% stock dividend	6582	08/07/07	-do-	324,380		356,818.00			356,818.00	356,818.00							
	20% stock dividend	7343	07/22/09	-do-	389,257		428,182.70			428,182.70	428,182.70							
	20% stock dividend	8931		-do-	467,108		513,818.80			513,818.80	513,818.80							
	20% stock dividend	8520		-do-	467,108		513,818.80			513,818.80	513,818.80							
	20% stock dividend	8930		-do-	93,421		102,763.10			102,763.10	102,763.10							
	20% stock dividend	9925	10/4/2012	-do-	560,529		616,581.90			616,581.90	616,581.90							
	20% stock dividend	9924	10/4/2012	-do-	112,105		123,315.50			123,315.50	123,315.50							
	20% stock dividend	10780	08/06/13	-do-	134,526		147,978.60			147,978.60	147,978.60							
	20% stock dividend	10781	08/06/13	-do-	672,635		739,898.50			739,898.50	739,898.50							
	10% stock dividend	11594	08/05/14	-do-	80,716		88,787.60			88,787.60	88,787.60							
	10% stock dividend	11595	08/05/14	-do-	403,581		443,939.10			443,939.10	443,939.10							
	10% stock dividend	12393	08/04/15	-do-	532,727		585,999.70			585,999.70	585,999.70							

	5% stock dividend	13175	11/23/16	-do-	292,999		322,298.90			322,298.90	322,298.90							
	5% stock dividend	13957	08/08/17	-do-	307,649		338,413.90			338,413.90	338,413.90							
	From scripless shares				4,829,846	1,697,500.00	5,312,830.60	1,697,500.00	1,697,500.00	5,312,830.60	3,615,330.60							
	TOTAL CLDI				11,290,491	2,242,206	12,419,540	2,242,206	2,242,206	12,419,540	10,177,334	0.07	0.019	0.018	139,787.89	0.00	0.00	139,787.89
	Cityland Development Corporation (CDC) Shares	06075	07/29/97	Purchased	5,000	60,000.00	5,850.00	60,000.00	60,000.00	5,850.00	(54,150.00)							
		06081	07/31/97	-do-	9,000	180,000.00	10,530.00	180,000.00	180,000.00	10,530.00	(169,470.00)							
		06084	08/01/97	-do-	6,000		7,020.00			7,020.00	7,020.00							
		06093	08/08/97	-do-	4,100	4,400.00	4,797.00	4,400.00	4,400.00	4,797.00	397.00							
		06087	08/04/97	-do-	11,100	170,200.00	12,987.00	170,200.00	170,200.00	12,987.00	(157,213.00)							
		06094	08/08/97	-do-	4,800	55,200.00	5,616.00	55,200.00	55,200.00	5,616.00	(49,584.00)							
		06102	08/12/97	-do-	300	3,300.00	351.00	3,300.00	3,300.00	351.00	(2,949.00)							
		06157	09/22/97	-do-	19,700	216,700.00	23,049.00	216,700.00	216,700.00	23,049.00	(193,651.00)							
		06168	09/26/97	-do-	20,000	210,000.00	23,400.00	210,000.00	210,000.00	23,400.00	(186,600.00)							
		06174	10/14/97	-do-	20,000	180,000.00	23,400.00	180,000.00	180,000.00	23,400.00	(156,600.00)							
		06174	10/14/97	-do-	10,000	80,000.00	11,700.00	80,000.00	80,000.00	11,700.00	(68,300.00)							
		06183	10/23/97	-do-	10,000	80,000.00	11,700.00	80,000.00	80,000.00	11,700.00	(68,300.00)							
		06218	01/12/98	-do-	20,000	138,200.00	23,400.00	138,200.00	138,200.00	23,400.00	(114,800.00)							
		06228	01/27/98	-do-	17,000	108,800.00	19,890.00	108,800.00	108,800.00	19,890.00	(88,910.00)							
		06229	01/27/98	-do-	2,000	12,800.00	2,340.00	12,800.00	12,800.00	2,340.00	(10,460.00)							
		06247	04/17/98	-do-	1,000	9,000.00	1,170.00	9,000.00	9,000.00	1,170.00	(7,830.00)							
		06248	04/17/98	-do-	3,000	27,000.00	3,510.00	27,000.00	27,000.00	3,510.00	(23,490.00)							
		06288	08/21/98	-do-	4,000	32,000.00	4,680.00	32,000.00	32,000.00	4,680.00	(27,320.00)							
		06293	09/04/98	-do-	2,000	15,000.00	2,340.00	15,000.00	15,000.00	2,340.00	(12,660.00)							
		06298	09/25/98	-do-	2,000	7,500.00	2,340.00	7,500.00	7,500.00	2,340.00	(5,160.00)							
		06301	10/02/98	-do-	2,000	7,500.00	2,340.00	7,500.00	7,500.00	2,340.00	(5,160.00)							
		06306	10/09/98	-do-	2,000	15,000.00	2,340.00	15,000.00	15,000.00	2,340.00	(12,660.00)							
		06324	01/22/99	-do-	1,000	15,000.00	1,170.00	15,000.00	15,000.00	1,170.00	(13,830.00)							
		06329	02/12/99	-do-	1,000	9,000.00	1,170.00	9,000.00	9,000.00	1,170.00	(7,830.00)							
		06332	02/26/99	-do-	2,000	9,000.00	2,340.00	9,000.00	9,000.00	2,340.00	(6,660.00)							
		06347	04/23/99	-do-	1,000	18,000.00	1,170.00	18,000.00	18,000.00	1,170.00	(16,830.00)							
		06348	04/23/99	-do-	1,000	17,000.00	1,170.00	17,000.00	17,000.00	1,170.00	(15,830.00)							

		06353	04/30/99	-do-	2,000	17,000.00	2,340.00	17,000.00	17,000.00	2,340.00	(14,660.00)							
		06359	05/17/99	-do-	2,000	17,000.00	2,340.00	17,000.00	17,000.00	2,340.00	(14,660.00)							
		06363	05/21/99	-do-	2,000	17,000.00	2,340.00	17,000.00	17,000.00	2,340.00	(14,660.00)							
		06366	05/26/99	-do-	2,000	17,000.00	2,340.00	17,000.00	17,000.00	2,340.00	(14,660.00)							
		06370	06/18/99	-do-	2,000	17,000.00	2,340.00	17,000.00	17,000.00	2,340.00	(14,660.00)							
		06371	06/18/99	-do-	2,000	17,000.00	2,340.00	17,000.00	17,000.00	2,340.00	(14,660.00)							
		06387	07/12/99	-do-	2,000	17,000.00	2,340.00	17,000.00	17,000.00	2,340.00	(14,660.00)							
	40% stock dividend	06506	11/26/99	Stock Div.	78,000		91,260.00			91,260.00	91,260.00							
		07333	03/01/00	Purchased	2,000	12,000.00	2,340.00	12,000.00	12,000.00	2,340.00	(9,660.00)							
		07296	12/23/99	-do-	2,000	12,000.00	2,340.00	12,000.00	12,000.00	2,340.00	(9,660.00)							
		07300	01/14/00	-do-	2,000	13,800.00	2,340.00	13,800.00	13,800.00	2,340.00	(11,460.00)							
		07314	01/21/00	-do-	2,000	12,000.00	2,340.00	12,000.00	12,000.00	2,340.00	(9,660.00)							
		07323	01/26/00	-do-	2,000	12,000.00	2,340.00	12,000.00	12,000.00	2,340.00	(9,660.00)							
		07346	05/04/00	-do-	2,000	12,000.00	2,340.00	12,000.00	12,000.00	2,340.00	(9,660.00)							
		07347	05/04/00	-do-	2,000	12,000.00	2,340.00	12,000.00	12,000.00	2,340.00	(9,660.00)							
		07351	05/10/00	-do-	1,000	5,500.00	1,170.00	5,500.00	5,500.00	1,170.00	(4,330.00)							
		07351	05/10/00	-do-	1,000	5,800.00	1,170.00	5,800.00	5,800.00	1,170.00	(4,630.00)							
		07354	05/17/00	-do-	2,000	11,000.00	2,340.00	11,000.00	11,000.00	2,340.00	(8,660.00)							
		07357	05/23/00	-do-	1,000	5,000.00	1,170.00	5,000.00	5,000.00	1,170.00	(3,830.00)							
		07361	05/29/00	-do-	1,000	5,700.00	1,170.00	5,700.00	5,700.00	1,170.00	(4,530.00)							
		07380	07/05/00	-do-	2,000	10,600.00	2,340.00	10,600.00	10,600.00	2,340.00	(8,260.00)							
	30% stock dividend	07461	08/05/00	Stock Div.	88,500		103,545.00			103,545.00	103,545.00							
	50% stock dividend	8441	07/10/02	-do-	191,750		224,347.50			224,347.50	224,347.50							
	20% stock dividend	9509	09/20/05	-do-	115,050		134,608.50			134,608.50	134,608.50							
	20% stock dividend	10391	08/01/06	-do-	138,060		161,530.20			161,530.20	161,530.20							
	20% stock dividend	11247	07/31/07	-do-	165,672		193,836.24			193,836.24	193,836.24							
	20% stock dividend	12115	07/22/09	-do-	198,806		232,603.02			232,603.02	232,603.02							
	20% stock dividend	12966	10/05/10	-do-	238,567		279,123.39			279,123.39	279,123.39							
	20% stock dividend	13601	08/02/11	-do-	286,281		334,948.77			334,948.77	334,948.77							
	10% stock dividend	14393	09/20/12	-do-	171,768		200,968.56			200,968.56	200,968.56							
	5% stock dividend	15164	07/30/13	-do-	94,472		110,532.24			110,532.24	110,532.24							
	5% stock dividend	15892	07/29/14	-do-	99,196		116,059.32			116,059.32	116,059.32							
	5% stock dividend	16627	08/02/16	-do-	104,156		121,862.52			121,862.52	121,862.52							

	5% stock dividend	17334	08/01/17	-do-	109,363		127,954.71			127,954.71	127,954.71							
	TOTAL CDC				2,296,641	1,929,000.00	2,687,069.97	1,929,000.00	1,929,000.00	2,687,069.97	758,069.97	0.03	0.027	0.066	78,742.11	0.00	0.00	78,742.11
	Philippine Long Distance Co. (PLDT)																	
	Shares	MF0285418		Conversion of	16	35,499.18	53,280.00	35,499.18	35,499.18	53,280.00	17,780.82							
		MF028849		Preferred Shares	2													
		MF0304278			18													
	TOTAL PLDT				36	35,499.18	53,280.00	35,499.18	35,499.18	53,280.00	17,780.82	185.00	152.00	106.00	2,736.00	0.00	0.00	2,736.00
	GRAND TOTAL				13,587,168	4,206,705.43	15,159,890.07	4,206,705.43	4,206,705.43	15,159,890.07	10,953,184.64				221,266.00	0.00	0.00	221,266.00
	<i>*Indicate how stocks were acquired, i.e., whether purchased or as dividend</i>																	

ANNUAL STATEMENT for the Year Ended December 31, 2017 of CITYPLANS, INCORPORATED

SCHEDULE 3-9 Corporate Assets - REAL ESTATE

TCT/CCT Number.; City/Province	Area & Description of Lot / Building	Name of Vendor	Date Acquired	Estimated Life of Building	Actual Cost	Accumulated Depreciation Building	Net Book Value	Market Value per Appraisal	RENTAL INCOME				Encumbrance (if Any) (14)
									Collected During the Year (10)	Accrued Previous Year (11)	Accrued Current Year (12)	Earned During the Year (13)	
(1)	(2)	(3)	(4)	(5)	(6)	(7)	(8)	(9)	(10)	(11)	(12)	(13)	(14)
Occupied by the Company:													
Lot													
Building													
Sub-total													
Investment Properties													
Lot													
Building													
Condominium Units at:													
A. Grand Emerald Tower located F. Ortigas Jr. Ave., Ortigas Center Pasig City													
<u>Unit No.</u> / <u>CCT No.</u>													
1603 / 0112012006227	20.96 sq.m	City & Land	Nov. 2007		924,997.15	221,999.29	702,997.86						
1702 / 0112012006155	21.20 sq.m	Developers, Inc.	Nov. 2007		927,574.20	222,617.77	704,956.43						
2202 / 0112012006161	21.20 sq.m		Nov. 2007		924,860.05	221,966.44	702,893.61						
2603 / 0112012006302	20.96 sq.m		Nov. 2007		925,891.35	222,213.85	703,677.50						
2703 / 0112012006286	20.96 sq.m		Nov. 2007		925,891.35	222,213.85	703,677.50						
1703 / 0112012006105	20.96 sq.m		Nov. 2007		935,319.35	224,476.61	710,842.74						
2103 / 0112012006150	20.96 sq.m		Nov. 2007		933,675.05	224,082.00	709,593.05						
2702 / 0112012006104	21.20 sq.m		Nov. 2007		938,734.10	225,296.12	713,437.98						
3102 / 0112012006137	21.20 sq.m		Nov. 2007		956,012.00	229,442.93	726,569.07						
3103 / 0112012006244	20.96 sq.m		Nov. 2007		933,801.05	224,112.29	709,688.76						
1602 / 0112012006090	21.20 sq.m		Nov. 2007		921,628.35	221,190.77	700,437.58						
1903 / 0112012006228	20.96 sq.m		Nov. 2007		926,248.25	222,299.53	703,948.72						
2003 / 0112012006103	20.96 sq.m		Nov. 2007		922,951.80	221,508.47	701,443.33						
2303 / 0112012006190	20.96 sq.m		Nov. 2007		923,538.05	221,649.12	701,888.93						
Sub-total				25 years	13,021,122.10	3,125,069.04	9,896,053.06	-	1,818,065.26	-	-	1,818,065.26	
B. Grand Central Residences located at EDSA cor. Sultan, Mandaluyong City													

Unit No. / CCT No.													
1708 / 008-2017010768	18.31 sq.m	Cityland Dev.	Aug. 2011		1,027,892.89	102,789.30	925,103.59						
2208 / 008-2017009937	18.31 sq.m	Corporation	Aug. 2011		1,027,892.89	102,789.30	925,103.59						
0432 / 008-2017010769	18.06 sq.m		Aug. 2011		1,066,856.60	106,685.67	960,170.93						
0531 / 008-2017010781	18.42 sq.m		Aug. 2011		1,087,616.33	108,761.66	978,854.67						
0532 / 008-2017005509	18.06 sq.m		Aug. 2011		1,066,856.60	106,685.68	960,170.92						
0627 / 008-2017010210	18.42 sq.m		Aug. 2011		1,087,616.33	108,761.66	978,854.67						
0926 / 008-2017010780	18.06 sq.m		Aug. 2011		1,066,856.60	106,685.67	960,170.93						
0927 / 008-2017010783	18.42 sq.m		Aug. 2011		1,087,616.33	108,761.66	978,854.67						
0931 / 008-2018001163	18.42 sq.m		Aug. 2011		1,087,616.33	108,761.66	978,854.67						
1026 / 008-2017009943	18.31 sq.m		Aug. 2011		1,066,856.60	106,685.67	960,170.93						
0508 / 008-2017009946	18.31 sq.m		Aug. 2011		1,027,892.89	102,789.30	925,103.59						
0509 / 008-2017009947	18.42 sq.m		Aug. 2011		1,047,875.95	104,787.60	943,088.35						
0514 / 008-2018001157	18.42 sq.m		Aug. 2011		1,047,875.95	104,787.60	943,088.35						
0515 / 008-2017004601	18.06 sq.m		Aug. 2011		1,027,892.89	102,789.30	925,103.59						
0714 / 008-2018001158	18.42 sq.m		Aug. 2011		1,047,875.95	104,787.60	943,088.35						
0914 / 008-2018001159	18.42 sq.m		Aug. 2011		1,047,875.95	104,787.60	943,088.35						
0915 / 008-2017009942	18.31 sq.m		Aug. 2011		1,027,892.89	102,789.30	925,103.59						
1008 / 008-2017007854	18.06 sq.m		Aug. 2011		1,027,892.89	102,789.30	925,103.59						
1614 / 008-2017009591	18.42 sq.m		Aug. 2011		1,047,875.95	104,787.60	943,088.35						
1615 / 008-2018000618	18.31 sq.m		Aug. 2011		1,027,892.89	102,789.30	925,103.59						
0501 / 008-2018000616	29.88 sq.m.		April 2012		1,500,926.35	150,092.66	1,350,833.69						
0504 / 008-2018001153	29.88 sq.m.		April 2012		1,500,926.35	150,092.66	1,350,833.69						
0505 / still in process with RD	30.30 sq.m.		April 2012		1,510,208.02	151,020.84	1,359,187.18						
0510 / 008-2018001152	18.11 sq.m.		April 2012		1,007,674.34	100,767.38	906,906.96						
0610 / 008-2017010776	18.11 sq.m.		April 2012		1,014,905.61	101,490.57	913,415.04						
0632 / 008-2017003534	18.31 sq.m.		April 2012		1,130,711.49	113,071.17	1,017,640.32						
0710 / 008-2016006702	18.11 sq.m.		April 2012		986,462.86	98,646.29	887,816.57						
0810 / 008-2016008002	18.11 sq.m.		April 2012		993,394.80	99,339.53	894,055.27						
1114 / 008-2017010777	18.42 sq.m		April 2012		1,141,246.12	114,124.56	1,027,121.56						
1601 / 008-2018001160	29.88 sq.m.		April 2012		1,500,926.35	150,092.66	1,350,833.69						
1604 / 008-2017009944	29.88 sq.m.		April 2012		1,500,926.35	150,092.66	1,350,833.69						
1605 / 008-2018001161	30.30 sq.m.		April 2012		1,510,208.02	151,020.84	1,359,187.18						
1714 / 008-2017010778	18.42 sq.m		April 2012		1,138,932.67	113,893.24	1,025,039.43						
2104 / 008-2018001166	29.88 sq.m.		April 2012		1,468,899.38	146,889.93	1,322,009.45						
2114 / 008-2017009948	18.42 sq.m		April 2012		1,135,689.86	113,568.95	1,022,120.91						
2201 / 008-2017010779	29.88 sq.m.		April 2012		1,500,926.35	150,092.66	1,350,833.69						
2204 / 008-2017009950	29.88 sq.m.		April 2012		1,483,303.79	148,330.43	1,334,973.36						
2605 / 008-2016007584	30.30 sq.m.		April 2012		1,477,893.27	147,789.32	1,330,103.95						
2701 / 008-2018000620	29.88 sq.m.		April 2012		1,515,752.07	151,575.24	1,364,176.83						
2704 / 008-2017008061	29.88 sq.m.		April 2012		1,483,303.79	148,330.43	1,334,973.36						

E. Pines Peak Tower I located at Union Pines/Pines Sts Barangka 'Mandaluyong City												
<u>Unit No. / CCT No.</u>												
1024 / 008-2017011254	19.45 sq.m.	Cityland Dev.	Aug. 2012		984,174.03	72,172.77	912,001.26					
1033 / 008-2018000778	19.45 sq.m.	Corporation	Aug. 2012		984,174.03	72,172.77	912,001.26					
1124 / 008-2017009938	19.45 sq.m.		Aug. 2012		984,174.03	72,172.77	912,001.26					
1133 / 008-2017009934	19.45 sq.m.		Aug. 2012		984,174.03	72,172.77	912,001.26					
1224 / 0082017011279	19.45 sq.m.		Aug. 2012		984,174.03	72,172.77	912,001.26					
1233 / 008-2017011281	19.45 sq.m.		Aug. 2012		984,174.03	72,172.76	912,001.27					
1524 / 008-2017011282	19.45sq.m.		Aug. 2012		984,174.03	72,172.76	912,001.27					
1533 / 008-2017011283	19.45 sq.m.		Aug. 2012		984,174.03	72,172.76	912,001.27					
1624 / 008-2017010771	19.45 sq.m.		Aug. 2012		984,174.03	72,172.76	912,001.27					
1633 / 008-2017010772	19.45 sq.m.		Aug. 2012		984,174.03	72,172.76	912,001.27					
1724 / 008-2017010773	19.45 sq.m.		Aug. 2012		984,174.03	72,172.76	912,001.27					
1733 / 008-2017010774	19.45 sq.m.		Aug. 2012		984,174.03	72,172.76	912,001.27					
1824 / 008-2017010788	19.45 sq.m.		Aug. 2012		984,174.03	72,172.76	912,001.27					
1833 / 008-2017009939	19.45 sq.m.		Aug. 2012		984,174.03	72,172.76	912,001.27					
Sub-total					13,778,436.42	1,010,418.69	12,768,017.73	-	1,323,140.00	-	-	1,323,140.00
F. Real Estate Properties for Sale												
Oxford Mansion located at #7 Legaspi St., Santolan Central Business District, Pasig City												
<u>Unit No. / CCT No.</u>												
0401 / PT-46734	43.57sq.m.				883,257.38	-	883,257.38	-	-	-	-	-
Windsor Mansion located at #8 Legaspi St., Santolan Central Business District, Pasig City												
<u>Unit No. / CCT No.</u>												
0411 / PT-49823	42.30sq.m.				984,390.20	-	984,390.20					
0620 / PT-49869	46.01sq.m.				1,070,727.99	-	1,070,727.99					
0801 / PT-49889	43.28sq.m.				1,007,196.41	-	1,007,196.41					
					3,062,314.60	-	3,062,314.60					

ANNUAL STATEMENT for the Year Ended December 31, 2017 of CITYPLANS, INCORPORATED

SCHEDULE 3-10 Corporate Assets - OTHER INVESTMENTS

Description	Account	Date of	Date of	Number	Acquisition	Market	INTEREST			
	Number	Placement	Maturity	of	cost	Value	Collected	Accrued	Accrued	Earned
	(1)	(2)	(3)	Shares / Units	(6)	(7)	During the Year	Previous Year	Current Year	During the Year
(1)	(2)	(3)	(4)	(5)	(6)	(7)	(8)	(9)	(9)	(10)
1										
2										
3										
4				N	O	N	E			
5										
6										
7										
8										
9										
10										
TOTAL										

ANNUAL STATEMENT for the Year Ended December 31, 2017 of CITYPLANS, INCORPORATED

SCHEDULE 3-11 Corporate Assets - ACCRUED INVESTMENT INCOME

Kind of Investment (1)	Collected	Accrued Investment Income		Unearned Investment Income		Earned
	During the Year (2)	Current Year (5)	Previous Year (6)	Current Year (3)	Previous Year (4)	During the Year (2-3+4+5-6) (7)
1 Interest on Government Securities	-	-	-	-	-	-
2 Income on Corporate Bonds	-	-	-	-	-	-
3 Dividends on Stocks	221,266.00	-	-	-	-	221,266.00
4 Income on Real Estate	23,095,124.88	-	-	-	-	23,095,124.88
5 Interest on Mortgage Loans	-	-	-	-	-	-
6 Interest on Planholders' Loans	-	-	-	-	-	-
7 Income on Time Deposit	1,438,431.74	428,492.42	295,565.95	-	-	1,571,358.21
8 Income on Short-term Investments	-	-	-	-	-	-
9 Interest on Bank Deposits	2,873.16	-	-	-	-	2,873.16
Others:						
10 IPF - Time Deposit	5,385.07	1,300.00	1,513.89	-	-	5,171.18
TOTAL	24,763,080.85	429,792.42	297,079.84	0.00	0.00	24,895,793.43

ANNUAL STATEMENT for the Year Ended December 31, 2017 of CITYPLANS, INCORPORATED

SCHEDULE Corporate Assets 3-12 ACCOUNTS/ NOTES RECEIVABLE

Name / Address of Debtor or Maker of Note*	Date Granted / Issued	Original Amount	Date of Last Payment	Amount Paid During the Year	Balance as of 12-31-PY	Balance as of 12-31-CY	Remarks <i>(Description: Nature, and Security, if any)</i>
(1)	(2)	(3)	(4)	(5)	(7)	(8)	(8)
Accounts Receivable:							
Secured:							
Katherine G. Roldan	8/26/2011			-	420.80	420.80	Electric Bill GET Unit 1603
Various Clients c/o Melita Tan				22,880.13	50,157.91	27,277.78	Advances A/P Registration
Various Clients - RET				(39,020.95)	67,039.59	106,060.54	RET payments
Various Clients -EST. REG. **				25,495.00	25,495.00	-	Estimated Registration Expenses
Others				2,575.00	2,575.00	-	
Unsecured:							
1 Insurance Claims Receivable							
Sub-total				11,929.18	145,688.30	133,759.12	
Installment Contracts Receivable							
Secured:							
1 Various Clients				(2,427,937.99)	9,837,398.39	12,265,336.38	Receivable from Sale of Real Estate
Unsecured:							
1							
Sub-total				(2,427,937.99)	9,837,398.39	12,265,336.38	
Other Receivable:*							
1							
Sub-total				-	-	-	
GRAND TOTALS				(2,416,008.81)	9,983,086.69	12,399,095.50	
*To be Itemized in detail.							

ANNUAL STATEMENT for the Year Ended December 31, 2017 of CITYPLANS, INCORPORATED				
SCHEDULE Corporate assets 3-14 Corporate Assets - INVENTORIES				
Particulars	Nature of Account	COST		Remarks
		Previous Year	Current Year	
(1)	(2)	(3)	(4)	(5)
1		-	-	
2				
3				
4				
5	N	N	E	
6				
7				
	TOTAL	-	-	
*To be Itemized in detail.				

ANNUAL STATEMENT for the Year Ended December 31, 2017 of CITYPLANS, INCORPORATED

SCHEDULE 3-15 Corporate Assets - OTHER ASSETS

Particulars		Nature of Account	Balance Previous Year	Balance of Current Year	Remarks
(1)		(2)	(3)	(4)	(2)
1	Input Tax	VAT on Purchases	7,510.91	22,541.48	
3	Other Assets - PLDT	Deposit for Tel. Instrument	800.00	800.00	
4	Other Assets - Meter Deposit	Deposit for Electric Meter	99,560.81	98,543.11	
5	Other Assets - CC10 Asso. (Elevator)	Capitalized Asset	9,126.92	8,424.80	
6	Net Pension Asset / Liability	Retirement Plan for Employees	376,621.00	413,629.00	
7	Prepaid Tax	Prepaid Income Tax	880,889.71	845,236.13	
8	Other Assets - One Taft Residences Units	Condominium Units (under construction)	19,421,038.40	19,421,038.40	
9					
10					
	TOTAL		20,795,547.75	20,810,212.92	
	<i>*To be Itemized in detail.</i>				

ANNUAL STATEMENT for the Year Ended December 31, 2017 of CITYPLANS, INCORPORATED

SCHEDULE 4 - INSURANCE PREMIUM RESERVE

Plan		Balance of	Balance
		Previous Year	Current Year
(1)		(2)	(3)
1	Memorial	-	-
2	Pension	196,570.45	157,715.76
3	Education	-	-
TOTAL		196,570.45	157,715.76

ANNUAL STATEMENT for the Year Ended December 31, 2017 of CITYPLANS, INCORPORATED

SCHEDULE 5 - OTHER RESERVES

Plan		Balance of	Balance
		Previous Year	Current Year
(1)		(2)	(3)
PENSION			
1	Pension Bonus	785,846.78	651,186.00
2	Trust Fund Deficiency	12,611,299.90	8,824,504.86
3			
TOTAL		13,397,146.68	9,475,690.86

ANNUAL STATEMENT for the Year Ended December 31, 2017 of CITYPLANS, INCORPORATED

SCHEDULE 6 - PLANHOLDERS' BENEFITS PAYABLE

Name of Planholder (1)	Nature of Account (2)	Balance	Balance	Remarks (5)
		Previous Year (3)	Current Year (4)	
Memorial Plan:				
1				
2				
3				
4				
5				
Sub-total				
Education Plan:				
1				
2				
3				
4				
5				
Sub-total				
Pension Plan:				
1	Roxanne C. Querubin	Staled Check -FS-MV & PB; Add'l PB for 2002	11,771.31	11,771.31
2	Fernando Flores	Staled Check -Additional Pension Bonus	71.53	71.53
3	Susan Alviola	Staled Check -Additional Pension Bonus	848.91	848.91
4	Natalia S. Paulme	Staled Check -Additional Pension Bonus	101.24	101.24
5	Ma. Geraldine S. Solitario	Additional pension bonus for 2002	2,849.27	2,849.27
6	Salvador B. dela Peña	Additional pension bonus -2002 / PB Dec 2001	2,271.87	2,271.87
7	Rodelio S. Roque	Additional pension bonus for 2002	163.76	163.76
8	Joy A. Dean	Additional pension bonus for 2002	408.02	408.02
9	Cheryl M. Zamora	Additional pension bonus for 2002	408.02	408.02
10	Joel F. Malicsi	Additional pension bonus-2002 / PB Dec. 2001	601.92	601.92
11	Teodoro Q. Valbuena	Additional pension bonus-2002 / PB Dec. 2001	603.57	603.57
12	Raquel C. Canlas	Full settlement of pension bonus – Dec. 2001	395.25	395.25
13	Jose O. Fournier	Full settlement of pension bonus – Dec. 2001	2,120.08	2,120.08
14	Marvin T. Caro	Full settlement of pension bonus – Dec. 2001	422.19	422.19
15	Alexander F. de Vera	Full settlement of pension bonus – Dec. 2001	355.82	355.82
	Ma. Belinda Medrana	Staled Check-Additional pension bonus for 2003	1,774.64	1,774.64
	Antonio Santos	Staled Check-Additional pension bonus for 2003	134.55	134.55
	Rodolfo L. Montero	Staled Check-Additional pension bonus for 2004	653.70	653.70
	Eleonor Maglalang	Staled Check- Termination Values 03/03/05	997.50	997.50
	Julietta N. Navor	Additional pension bonus for 2003	310.80	310.80
	Helen C. Lay	Additional pension bonus for 2003	222.43	222.43
	Soliza Nora F. Tornea	Additional pension bonus for 2003	231.57	231.57
	Magdalena M. Rañada	Additional pension bonus for 2003	214.10	214.10
	Angelito M. Rañada Jr.	Additional pension bonus for 2003	212.78	212.78
	Senen D. Sevilla	Additional pension bonus for 2003	181.16	181.16
	Evelyn C. Palarca	Additional pension bonus for 2003	308.46	308.46
	Joseph Y. Jimenez	Additional pension bonus for 2003	166.26	166.26
	Edna M. Jimenez	Additional pension bonus for 2003	166.26	166.26
	Marianito B. Aranas	Additional pension bonus for 2004	252.73	252.73
	Raymond Enriquez	Additional pension bonus for 2004	360.74	360.74
	Arcel Oblea	Additional pension bonus for 2004	1,252.84	1,252.84
	Anita A. Regado	Additional pension bonus for 2004	296.39	296.39
	Joel R. Peñamora	Additional pension bonus for 2004	245.73	245.73
	Lourdes F. Quising	Additional pension bonus for 2004	1,302.14	1,302.14
	Belen B. Marciano	Additional pension bonus for 2004	232.83	232.83
	Ovette N. Ricalde	Additional pension bonus for 2004	469.76	469.76
	Joseph Aaron Miravalles	Additional pension bonus for 2004	184.64	184.64
	Julio Cesar M. Manalo	Additional pension bonus for 2012	91.00	91.00
	Ramon I. Manuel	Staled Check -Additional Pension Bonus	207.98	207.98
	Numida Pantaleon	Staled Check -Additional Pension Bonus	548.72	548.72
	Mary Ann Monterola	Staled Checks & Hold Monthly Pension	14,616.22	15,816.22
	Gerard Thomas Atienza	Staled Check -Full settlement of MV & bonus	11,580.75	11,580.75
	Wilbert Sy	Staled Check -Additional Pension Bonus	976.96	976.96
	Monica S. Blanco	Staled Check -Additional Pension Bonus	148.52	148.52
	Aran Jason M. Manalo	Staled Check -Additional Pension Bonus	388.87	388.87
	Loida Malaca	Staled Check -Additional Pension Bonus	293.67	293.67
	Erlinda Villaruel	Staled Check -Additional Pension Bonus	708.76	708.76
	Belen Marciano	Staled Check -Additional Pension Bonus	232.83	232.83
	Leonidita B. Pascual	Staled Check -Additional Pension Bonus	695.36	695.36
	Rickzon Umali	Staled Check -Full settlement of MV & bonus	54,752.94	54,752.94
	Antonio Pascual	Staled Check -Additional Pension Bonus	350.38	350.38
	Renato D. Barba	Staled Check -Additional Pension Bonus	135.11	135.11
	Oscar Malimban	Staled Check – Additional pension bonus	686.72	686.72
	Ferdinand De Leon	Staled Check – Additional pension bonus	186.55	186.55
	Ramon Nino De Leon	Staled Check – Additional pension bonus	186.57	186.57
	Teresita Santos	Staled Check – Additional pension bonus	634.31	634.31
	Marissa A. Ceraos	Staled Check -TV(excess after settlement of loan)	7,183.97	7,183.97
	Danilo R. Eusebio	Staled Check -TV(excess after settlement of loan)	4,824.82	4,824.82
	Elenita R. Dimacuha	Staled Check -MV(excess after settlement of loan)	400.00	400.00
	Liberato Herbert Martinito Jr.	Staled Check -TV(excess after settlement of loan)	2,885.98	2,885.98
	Jesus C. Mendoza	Staled Checks & Hold Monthly Pension	81,872.66	93,872.66
	Jonah E. Sicut	Staled Checks & Hold Monthly Pension	25,355.00	28,955.00
	Henry B. Bentir	Staled Checks & Hold Monthly Pension	73,896.07	85,896.07
	Julieth P. Benson	Staled Checks & Hold Monthly Pension	19,820.42	23,420.42
	Lilian S. Cortez	Staled Checks & Hold Monthly Pension	36,400.00	1,400.00
	Apolinario Solmeo	Staled Check-TV & Pension Bonus	4,198.15	4,198.15
	Mary Chile Villaseran	Staled Check -Additional Pension bonus for 2010	1,217.19	1,217.19
	Alicia D. Angeles	Staled Check -Additional Pension bonus for 2010	186.51	186.51
	Czara Jane Lee	Staled Check -Additional Pension bonus for 2010	486.62	486.62

Czara Jane Lee	Staled Check -Additional Pension bonus for 2010	486.62	486.62	
Guillermo/Jayrold Christian Abilong	Staled Check-MV & Pension Bonus	51,654.30	51,654.30	
Alexander J. Lazona	Staled Checks & Hold Monthly Pension	69,674.84	81,674.84	
Sonny G. Ang	Staled Check -Full settlement of MV & bonus	76,264.33	76,264.33	
Leo D. Bernardino	Staled Check -Full settlement of MV & bonus	76,068.76	76,068.76	
Avegail M. Alagar	Staled Check -Full settlement of MV & bonus	111,387.76	111,387.76	
Rodrigo M. Ocampo	Staled Checks & Hold Monthly Pension	133,615.27	157,615.27	
Vergel Benedict R. Dela Cruz	Staled Checks & Hold Monthly Pension	172,670.61	208,670.61	
Gabriel P. Reyala Jr.	Staled Checks & Hold Monthly Pension	16,800.00	22,200.00	
Lea A. Macandandang	Staled Check -Full settlement of MV & bonus	10,725.76	10,725.76	
Ma. Teresa R. Cruz	Additional interest on pension bonus (2005-2011)	304.30	304.30	
Edwin Q. Raymundo	Additional interest on pension bonus (2005-2011)	433.45	433.45	
Jeannie Vilma N. Raymundo	Additional interest on pension bonus (2005-2011)	457.31	457.31	
Daniel L. De Luna Jr.	Additional interest on pension bonus (2005-2011)	486.48	486.48	
Miriam I. Lipata	Additional interest on pension bonus (2005-2011)	416.69	416.69	
Ma. Doliza R. Riñon	Additional interest on pension bonus (2005-2011)	486.62	486.62	
Donna Bella L. De Luna	Additional interest on pension bonus (2005-2011)	190.80	190.80	
Amancio G. Mantaring	Additional interest on pension bonus (2005-2011)	974.09	974.09	
Elvira I. Urtula	Additional interest on pension bonus (2005-2011)	304.30	304.30	
Elvira I. Urtula	Additional interest on pension bonus (2005-2011)	304.30	304.30	
Josephine L. De Luna	Additional interest on pension bonus (2005-2011)	340.01	340.01	
Josephine L. De Luna	Additional interest on pension bonus (2005-2011)	340.01	340.01	
Josephine L. De Luna	Additional interest on pension bonus (2005-2011)	340.01	340.01	
Josephine L. De Luna	Additional interest on pension bonus (2005-2011)	340.01	340.01	
Ricardo O. Lojera	Additional interest on pension bonus (2005-2011)	155.89	155.89	
Ian Kenneth G. Liuson	Additional interest on pension bonus (2005-2011)	529.19	529.19	
Erlinda S. Villaruel	Additional interest on pension bonus (2005-2011)	45.39	45.39	
Leonida A. Basa	Additional interest on pension bonus (2005-2011)	34.45	34.45	
George J. Salvador	Additional interest on pension bonus (2005-2011)	157.31	157.31	
Reynaldo A. Kangleon	Additional interest on pension bonus (2005-2011)	211.42	211.42	
Agustina P. Abordo	Additional interest on pension bonus (2005-2011)	93.41	93.41	
Mary Ann E. Monterola	Additional interest on pension bonus (2005-2011)	163.11	163.11	
Lilia R. Gelena	Additional interest on pension bonus (2005-2011)	138.33	138.33	
Patrocinio B. Mariano	Additional interest on pension bonus (2005-2011)	207.14	207.14	
William B. Mariano	Additional interest on pension bonus (2005-2011)	99.68	99.68	
Arnel O. Legada	Additional interest on pension bonus (2005-2011)	141.05	141.05	
Elizabeth S. Bringas	Additional interest on pension bonus (2005-2011)	297.67	297.67	
Emmanuelle S. Bringas	Additional interest on pension bonus (2005-2011)	99.39	99.39	
Alhamed V. Majini	Additional interest on pension bonus (2005-2011)	144.93	144.93	
Fe-Attik E. Adil	Additional interest on pension bonus (2005-2011)	186.03	186.03	
Fe-Attik E. Adil	Additional interest on pension bonus (2005-2011)	225.37	225.37	
Fe-Attik E. Adil	Additional interest on pension bonus (2005-2011)	267.27	267.27	
Regina r. Gomez	Additional interest on pension bonus (2005-2011)	286.51	286.51	
Ma Beatriz L. Cagampang	Additional interest on pension bonus (2005-2011)	181.45	181.45	
Toribio E. Ramos	Additional interest on pension bonus (2005-2011)	186.76	186.76	
Remedios S. Ampongan	Additional interest on pension bonus (2005-2011)	129.57	129.57	
Michael Derick P. Co	Additional interest on pension bonus (2005-2011)	230.74	230.74	
Frank S. Chan	Additional interest on pension bonus (2005-2011)	1,366.85	1,366.85	
Norbita M. Biag	Additional interest on pension bonus (2005-2011)	156.02	156.02	
Sergio L. Velasquez	Additional interest on pension bonus (2005-2011)	63.34	63.34	
Sergio L. Velasquez	Additional interest on pension bonus (2005-2011)	63.27	63.27	
Emeliana P. Carraig	Additional interest on pension bonus (2005-2011)	86.82	86.82	
Carlito L. Macale	Additional interest on pension bonus (2005-2011)	63.27	63.27	
Carlito L. Macale	Additional interest on pension bonus (2005-2011)	93.22	93.22	
Naomi V. Sendiong	Additional interest on pension bonus (2005-2011)	375.93	375.93	
Rosalinda R. Jungco	Additional interest on pension bonus (2005-2011)	183.93	183.93	
Rebecca L. Sevilla	Additional interest on pension bonus (2005-2011)	187.27	187.27	
Emmanuel A. Perez	Additional interest on pension bonus (2005-2011)	275.77	275.77	
Luisa G. Morales	Additional interest on pension bonus (2005-2011)	75.39	75.39	
Erlinda C. Valiente	Additional interest on pension bonus (2005-2011)	183.61	183.61	
Norma Sol V. Yanson	Additional interest on pension bonus (2005-2011)	187.95	187.95	
Miralyn M. Molaneda	Additional interest on pension bonus (2005-2011)	189.95	189.95	
Lorena J. Villanueva	Additional interest on pension bonus (2005-2011)	374.90	374.90	
Philemon O. Organo	Additional interest on pension bonus (2005-2011)	100.77	100.77	
Teddy A. Irenea	Additional interest on pension bonus (2005-2011)	257.75	257.75	
Alicia R. Santos	Additional interest on pension bonus (2005-2011)	530.65	530.65	
Melanie S. Chua	Additional interest on pension bonus (2005-2011)	191.38	191.38	
Maria Sylvia L. Cruz	Additional interest on pension bonus (2005-2011)	315.78	315.78	
Rickzon F. Umali	Additional interest on pension bonus (2005-2011)	175.94	175.94	
Sonny G. Ang	Additional interest on pension bonus (2005-2011)	220.37	220.37	
Rosario G. Comia	Additional interest on pension bonus (2005-2011)	397.57	397.57	
Tita P. Huddleston	Additional interest on pension bonus (2005-2011)	300.91	300.91	
Riza M. Del Mundo	Additional interest on pension bonus (2005-2011)	315.98	315.98	
Henry B. Bentir	Additional interest on pension bonus (2005-2011)	312.95	312.95	
John Darry A. Lim	Additional interest on pension bonus (2005-2011)	59.64	59.64	
Douglas R. Cunanan	Additional interest on pension bonus (2005-2011)	1,560.07	1,560.07	
Loriza E. Dagdag	Additional interest on pension bonus (2005-2011)	356.91	356.91	
Ma. Celsa Gregoria Paula A. Pascual	Additional interest on pension bonus (2005-2011)	241.50	241.50	
Ma. Teresa S. Pamintuan	Additional interest on pension bonus (2005-2011)	353.58	353.58	
Recuerdo J. Santiago	Additional interest on pension bonus (2005-2011)	41.62	41.62	
Aurora C. Javier	Additional interest on pension bonus (2005-2011)	348.15	348.15	
Fernando N. Pangga	Additional interest on pension bonus (2005-2011)	353.70	353.70	
Virginia S. Balinas	Additional interest on pension bonus (2005-2011)	65.91	65.91	
Maria Ellen D. Chua	Additional interest on pension bonus (2005-2011)	482.38	482.38	
Eliza B. Loyao	Additional interest on pension bonus (2005-2011)	335.62	335.62	
Redempta G. Vergara	Additional interest on pension bonus (2005-2011)	718.24	718.24	
Redempta G. Vergara	Additional interest on pension bonus (2005-2011)	520.29	520.29	
James C. Sy	Additional interest on pension bonus (2005-2011)	386.39	386.39	
Leo D. Bernardino	Additional interest on pension bonus (2005-2011)	274.49	274.49	
Merlyn P. Espirituoso	Additional interest on pension bonus (2005-2011)	289.59	289.59	
Adoracion C. Gonzaga	Additional interest on pension bonus (2005-2011)	235.36	235.36	
Alexander J. Lazona	Additional interest on pension bonus (2005-2011)	385.70	385.70	
Redempta E. Cawaling	Additional interest on pension bonus (2005-2011)	359.47	359.47	
Maximo M. Bayno	Additional interest on pension bonus (2005-2011)	586.99	586.99	
Amador T. De Leon	Additional interest on pension bonus (2005-2011)	664.84	664.84	_PN

Anna Lissa M. Guinto	Additional interest on pension bonus (2005-2011)	706.62	706.62	
Gloria D. Bautista	Additional interest on pension bonus (2005-2011)	703.25	703.25	
Sylvia A. Palugod	Additional interest on pension bonus (2005-2011)	329.86	329.86	
Rafael R. Buenaventura	Additional interest on pension bonus (2005-2011)	709.36	709.36	
Erlinda B. Franco	Additional interest on pension bonus (2005-2011)	226.84	226.84	
Romancito S. Romano	Additional interest on pension bonus (2005-2011)	371.78	371.78	
Apolinario G. Lacanilao	Additional interest on pension bonus (2005-2011)	391.23	391.23	
Quennie D. Solomon	Additional interest on pension bonus (2005-2011)	83.79	83.79	
Rogelio E. Encarnacion	Additional interest on pension bonus (2005-2011)	166.64	166.64	
Benjamin D. Tejada	Additional interest on pension bonus (2005-2011)	321.56	321.56	
Isabelito R. De Guzman	Additional interest on pension bonus (2005-2011)	98.36	98.36	
Ann Ng	Additional interest on pension bonus (2005-2011)	96.47	96.47	
Ana Meren T. Bersamin-Tan	Additional interest on pension bonus (2005-2011)	19.41	19.41	
Aniceto M. Noguera	Additional interest on pension bonus (2005-2011)	437.65	437.65	
Myrna C. Arce	Additional interest on pension bonus (2005-2011)	87.42	87.42	
Avelina C. Alberastine	Additional interest on pension bonus (2005-2011)	361.02	361.02	
Prescilla D. Acob	Additional interest on pension bonus (2005-2011)	349.26	349.26	
Albert M. Ortega	Additional interest on pension bonus (2005-2011)	552.59	552.59	
Luis B. Odero	Additional interest on pension bonus (2005-2011)	180.53	180.53	
Merlo D. Mañalac	Additional interest on pension bonus (2005-2011)	142.82	142.82	
Merlo D. Mañalac	Additional interest on pension bonus (2005-2011)	107.12	107.12	
Merlo D. Mañalac	Additional interest on pension bonus (2005-2011)	107.12	107.12	
Lavyrano R. Reyes	Additional interest on pension bonus (2005-2011)	542.47	542.47	
Emerita C. Hernandez	Additional interest on pension bonus (2005-2011)	906.64	906.64	
Maria Eloisa C. Gelomio	Additional interest on pension bonus (2005-2011)	38.57	38.57	
Filomena S. San Juan	Additional interest on pension bonus (2005-2011)	867.24	867.24	
Juan A. Veruasa Jr.	Additional interest on pension bonus (2005-2011)	179.97	179.97	
Melinda Y. De Guzman	Additional interest on pension bonus (2005-2011)	208.93	208.93	
Henry Villanueva	Additional interest on pension bonus (2005-2011)	204.17	204.17	
Lailani Q. Whittle	Additional interest on pension bonus (2005-2011)	103.90	103.90	
Lourdes M. Cosare	Additional interest on pension bonus (2005-2011)	136.62	136.62	
Nenita T. Villante	Additional interest on pension bonus (2005-2011)	123.37	123.37	
Nenita T. Villante	Additional interest on pension bonus (2005-2011)	123.37	123.37	
Jun L. Clarito	Additional interest on pension bonus (2005-2011)	255.55	255.55	
Wilbert L. Clarito	Additional interest on pension bonus (2005-2011)	374.06	374.06	
Eddrocin E. Leynes	Additional interest on pension bonus (2005-2011)	180.79	180.79	
Lailani Q. Whittle	Additional interest on pension bonus (2005-2011)	143.49	143.49	
Estelita H. Menes	Additional interest on pension bonus (2005-2011)	301.30	301.30	
Reynaldo M. Lisbo	Additional interest on pension bonus (2005-2011)	155.61	155.61	
Reynaldo M. Lisbo	Additional interest on pension bonus (2005-2011)	155.61	155.61	
Arturo M. Llamas Jr.	Additional interest on pension bonus (2005-2011)	606.33	606.33	
Charlie Gaw	Additional interest on pension bonus (2005-2011)	232.61	232.61	
Apollo T. Lucido	Additional interest on pension bonus (2005-2011)	30.26	30.26	
Apollo T. Lucido	Additional interest on pension bonus (2005-2011)	30.26	30.26	
Evangeline C. Avila	Additional interest on pension bonus (2005-2011)	123.55	123.55	
Eugenia A. Bonifacio	Additional interest on pension bonus (2005-2011)	117.11	117.11	
Rosalinda T. Delos Santos	Additional interest on pension bonus (2005-2011)	201.81	201.81	
Angeline P. Chung	Additional interest on pension bonus (2005-2011)	105.99	105.99	
Louie N. Poa	Additional interest on pension bonus (2005-2011)	68.09	68.09	
Leoncio G. Valera	Additional interest on pension bonus (2005-2011)	61.45	61.45	
Elsie C. Recasa	Additional interest on pension bonus (2005-2011)	286.40	286.40	
Fay V. Romano	Additional interest on pension bonus (2005-2011)	439.59	439.59	
Edwin D. Sta. Juana	Additional interest on pension bonus (2005-2011)	360.13	360.13	
Rosario M. Orogan	Additional interest on pension bonus (2005-2011)	112.41	112.41	
Jesus C. Mendoza	Additional interest on pension bonus (2005-2011)	124.97	124.97	
Jannah E. Sicat	Additional interest on pension bonus (2005-2011)	87.37	87.37	
Laura S. Ison	Additional interest on pension bonus (2005-2011)	72.23	72.23	
Margarita B. Marcelo	Additional interest on pension bonus (2005-2011)	432.17	432.17	
Imelda L. Sandoval	Additional interest on pension bonus (2005-2011)	252.25	252.25	
Avis M. Navarro	Additional interest on pension bonus (2005-2011)	205.07	205.07	
Manuel P. Mejorada II	Additional interest on pension bonus (2005-2011)	425.05	425.05	
Wilfredo M. Manubay	Additional interest on pension bonus (2005-2011)	74.44	74.44	
Guillermo A. Abilong	Additional interest on pension bonus (2005-2011)	16.63	16.63	
Emiliano C. Bautista	Additional interest on pension bonus (2005-2011)	129.38	129.38	
Rora Liza R. Bofill	Additional interest on pension bonus (2005-2011)	64.96	64.96	
Iluminado S. Rubio	Additional interest on pension bonus (2005-2011)	270.69	270.69	
Lornalie J. Gertos	Additional interest on pension bonus (2005-2011)	68.93	68.93	
Jorge D. De Ramos	Additional interest on pension bonus (2005-2011)	40.59	40.59	
Lalano D. Badoy Jr.	Additional interest on pension bonus (2005-2011)	404.90	404.90	
Kenneth Narciso S. Go	Additional interest on pension bonus (2005-2011)	108.39	108.39	
Rey Antonio G. Maclang	Additional interest on pension bonus (2005-2011)	66.77	66.77	
Julieth P. Benson	Additional interest on pension bonus (2005-2011)	0.72	0.72	
Joel D. Magno	Staled Check – per cv 546	161,165.56	161,165.56	
Michelle A. Cabusco	Staled Checks & Hold Monthly Pension	79,803.77	85,803.77	
Rowena B. Ramos	Staled Check – per cv 721	110,438.72	110,438.72	
Teresa Avendaño	Staled Check – per cv _____	106,512.36	106,512.36	
Antonio G. Sevilla Jr.	Staled Checks & Hold Monthly Pension	48,171.21	60,171.21	
Daniel Hipolito B. Reyes	Hold Monthly Pension	48,123.56	60,123.56	
Gina C. Ali	Hold Monthly Pension	33,707.35	0.00	
Gemini I. Bello	Staled Check – Additional pension bonus	163.57	163.57	
Elvira Ikitan	Staled Check – per cv 439	74,699.94	74,699.94	
Maria Cristina P. Deem	Staled Checks & Hold Monthly Pension	45,017.87	57,017.87	
Eric Davie P. Uy	Staled Checks & Hold Monthly Pension	44,248.80	56,248.80	
Roselyn Monica D. Rubia	Staled Checks & Hold Monthly Pension	44,564.45	0.00	
Marites G. Reyes	Staled Checks & Hold Monthly Pension	30,556.67	38,956.67	
Bernardo H. Tocmo	Staled Checks & Hold Monthly Pension	29,529.89	37,929.89	
Kizzy Ann R. Juanitez	Staled Check- Unclaimed MV & Pension Bonus	104,247.14	104,247.14	
Lailani Incarnacion A. David	Hold Monthly Pension	23,377.97	31,777.97	
Various Planholders	Additional interest on pension bonus - Matured Plans			
	(2012 & 2013)	20,535.54	20,167.90	
Various Planholders	Add'l interest on pension bonus-Matured Plans (2014)	1,214.63	1,214.63	
Various Planholders	Year-end set up of unclaimed MV & Pension Bonus	15,749.50	337,092.81	
Jennifer Aileen S. Cortez	Staled Check- Unclaimed MV & Pension Bonus	22,000.00	Page 40, 500.00	PH Benefits
Lourdes Visda	Hold Monthly Pension	9,104.41	0.00	
Lailani Cascarro	Hold Monthly Pension	9,104.41	0.00	_PN

Anselma B. Amanda	Staled Checks & Hold Monthly Pension	1,000.00	1,000.00
Racquel M. Manuel	Staled Checks & Hold Monthly Pension	19,396.21	27,796.21
Myla M. Gandia	Staled Checks & Hold Monthly Pension	10,564.88	16,564.88
Myla M. Gandia	Staled Checks & Hold Monthly Pension	10,564.88	16,564.88
Teresa P. Gaanan	Staled Checks & Hold Monthly Pension	21,219.53	33,219.53
Edwin C. Yee	Hold Monthly Pension	48,662.84	72,662.84
Daniel T. Acebedo	Hold Monthly Pension	22,308.13	0.00
Alzor C. Tapia	Hold Monthly Pension	4,000.00	0.00
Marianne M. Martin	Staled Checks - Monthly Pension	1,000.00	1,000.00
Rosalie A. Taguinod	Hold Monthly Pension	28,437.19	44,937.19
Cecilia M. Capote	Staled Checks - Remaining Termination Values	9,396.03	9,396.03
Araceli A. Bartolome	Staled Checks - MV & Pension Bonus	104,430.62	104,430.62
Soledad F. Tugano	Staled Checks - Remaining Termination Values	5,149.40	5,149.40
Antonio E. De Guzman Jr.	Set up of benefits payable	8,273.65	14,773.65
Ofelia O. Waniwan	Set up of benefits payable	3,000.00	0.00
Ofelia O. Waniwan	Set up of benefits payable	3,000.00	0.00
Aurea B. De Felipe	Set up of benefits payable	1,000.00	8,500.00
Christopher A. Cabiling	Set up of benefits payable	11,198.21	0.00
Marissa E. Ilo-Cabiling	Set up of benefits payable	8,195.00	0.00
Emelina B. Santos	Staled check - payment of termination values	2,051.67	2,051.67
Edlo P. Cagutan	To take up staled check	102,321.54	102,321.54
Fernando B. Villegas Jr.	Staled check - MV & pension bonus	117,205.36	117,205.36
Ma. Beatriz L. Cagampang	Set up of benefits payable	0.00	6,000.00
Neves C. Balbin	Set up of benefits payable	0.00	17,089.22
Joy A. Dean	Set up of benefits payable	0.00	7,873.54
Joel A. Gonzales	Set up of benefits payable	0.00	6,000.00
Elsa B. Escoto	Set up of benefits payable	0.00	3,000.00
Anabelle B. Cerillo	Set up of benefits payable	0.00	1,500.00
Grand Total		2,746,247.37	3,181,403.84

ANNUAL STATEMENT for the Year Ended December 31, 2017 of CITYPLANS, INCORPORATED

SCHEDULE 7 - PLANHOLDERS' DEPOSITS

	Name of Planholder	Balance of	Received	Refunded	Balance
		Previous Year	During the Year	During the Year	Current Year
	(1)	(2)	(3)	(4)	(5)
Planholders' Deposit - (220-000)					
1	Rogelio T. Gabriel	285.00	-	-	285.00
2	Eddison Marrigue	105.00	-	-	105.00
3	Leonor Gile	285.00	-	-	285.00
4	Bryan Tan	285.00	-	-	285.00
5	Maricel Gonzales	199.00	-	-	199.00
6	Roda Lorenzo	105.00	-	-	105.00
7	Ashiv Taneo	105.00	-	-	105.00
8	M. Najera	209.00	-	-	209.00
9	Arnel Manuel	105.00	-	-	105.00
10	Herminia C. Castro	235.00	-	-	235.00
	Sub-total	1,918.00	0.00	0.00	1,918.00
Planholders' Deposit - Other - (220-101)					
1	ARACELI A. BARTOLOME	995.00	-	-	995.00
2	AURORA A. DIZON	0.00	-	-	0.00
3	CATHERINE V. NACION	0.00	-	-	0.00
4	CHARLOTT A. AUSTRIA	0.00	-	-	0.00
5	CORAZON M. CABUG	225.25	-	-	225.25
6	DULCE AMOR G. COKING	0.00	-	-	0.00
7	ESTER-ZITA M. ABELLO	0.00	-	-	0.00
8	ESTRELLA A. REYES	0.00	-	-	0.00
9	EVA E. RIVERA	0.00	-	-	0.00
10	GABRIEL P. REYALA JR.	0.00	-	-	0.00
11	GOLDIALOU L. VALDELLON	0.00	-	-	0.00
12	JAIME M. BANTILO	205.00	-	-	205.00
13	JOAN L. SY	0.00	-	-	0.00
14	JOCELYN G. FALCULAN	13.80	-	-	13.80
15	LAURA JANE C. CRUZ	0.00	-	-	0.00
16	MA. BEATRIZ L. CAGAMPANG	72.35	-	-	72.35
17	MARIFE D. CARLET	0.00	-	-	0.00
18	MARY JOY S. BOLESTANA	0.00	-	-	0.00
19	MICHELLE A. CABUSO	8.30	-	-	8.30
20	OFELIA O. WANIWAN	312.59	-	-	312.59
21	ORLANDO M. SALES	562.20	-	-	562.20
22	ROSARIO M. LAMORENA	0.00	-	-	0.00
23	ROSEMARIE L. LEGASPI	0.00	-	-	0.00
24	SATURNINO S. CATOTO	0.00	-	-	0.00
25	SOPHIA LOU G. DALAY	0.00	-	-	0.00
26	THOMAS WAYNE L. DAVIS	424.00	-	-	424.00
27	UNKNOWN PENSIONHOLDER	0.00	-	-	0.00
28	VIRGILIO M. BATAK	0.00	-	-	0.00
29	YOLANDA S. CRUZ	305.20	-	-	305.20
	Sub-total	3,123.69	0.00	0.00	3,123.69
Planholders' Deposit - Insurance Premium - (220-102)					
1	Reynaldo Castillo	288.42	-	60.72	227.70
2	Ludivina Guinto	73.82	-	-	73.82
3	Teodoro Guinto	147.63	-	-	147.63
4	Orlando Sales	2,952.81	-	585.36	2,367.45
	Sub-total	3,462.68	0.00	646.08	2,816.60
GRAND TOTAL		8,504.37	-	646.08	7,858.29

ANNUAL STATEMENT for the Year Ended December 31, 2017 of CITYPLANS, INCORPORATED

SCHEDULE 8 - COUNSELORS' BOND RESERVE

Name of Sales Counselor	Balance of	Received	Refunded	Balance
	Previous Year	During the Year	During the Year	Current Year
				2+3-4
(1)	(2)	(3)	(4)	(5)
1 Nanettee O. Salazar	(2,000.00)	-	(2,000.00)	0.00
2 Ruth Callanta	2,030.13	-	2,030.13	0.00
3 Jeannet P. Ong	822.30	-	-	822.30
4 Vicente Acebedo	1,253.00	-	-	1,253.00
5 Wilfredo L. Mamerga	658.00	-	-	658.00
GRAND TOTAL	2,763.43	-	30.13	2,733.30

ANNUAL STATEMENT for the Year Ended December 31, 2017 of CITYPLANS, INCORPORATED

SCHEDULE 9 - ACCOUNTS/NOTES PAYABLE

Name of Creditor*	Nature of Account	Balance	Balance of	Remarks
		Previous Year	Current Year	
(1)	(2)	(3)	(4)	(5)
Notes Payable				
1				
2				
3				
Sub-total				
Accounts Payable				
1	Cityland Development Corp.	Sharing of expenses	30,751.05	199,567.23
2	Cityland Incorporated	Sharing of expenses	39,300.85	-
3	City & Land Developers, Inc.	Retention for units purchased & Sharing of expenses	150,000.00	164,303.82
4	UBP	Interest on Reinstatement	327.91	-
5	SSS	SSS loan	1,476.64	1,476.64
6	Various	Others	1,912.65	778.72
7	Various	Staled Checks	285,096.47	285,096.47
8	Beneficiary of G. Abilong	Proceeds- Insurance Claim	25,900.00	25,900.00
9	Various RE Clients	Registration Expenses	612,153.75	437,442.66
10	Various RE Clients	Meter Deposit Refund	350,871.54	316,400.63
11	Various RE Clients	Advance RET Payments	9,004.20	65,905.56
12	Various RE Clients	RE Refund	231,175.54	207,661.52
13	Various RE Clients	Tax Declaration	2,850.00	2,850.00
14	Various RE Clients	Advance RET Refund	-	758.88
15	Medicare	Balance Payable	650.00	637.50
16	SSS	Balance Payable	1,162.60	1,162.60
17	Pag-ibig Fund	Balance Payable	200.00	200.00
18	Various RE Clients	Meter Deposit	96,644.60	132,966.60
19	Various RE Clients	Rental Deposit	2,564,868.92	3,021,338.67
20	Various RE Clients	Reservation Fee	17,200.00	30,490.71
Sub-total			4,421,546.72	4,894,938.21
GRAND TOTAL			4,421,546.72	4,894,938.21
<i>*To be Itemized in detail.</i>				

ANNUAL STATEMENT for the Year Ended December 31, 2017 of CITYPLANS, INCORPORATED

SCHEDULE 10 - TAXES PAYABLE

Particulars	Nature	Balance	Balance of	Remarks
	of Account	Previous Year	Current Year	
(1)	(2)	(3)	(4)	(5)
1 Value-Added Taxes		13,558.57	30,621.10	
2 Withholding Taxes	Compensation & Benefits	72,173.58	22,584.07	
3 Withholding Taxes	Expanded Taxes	7,012.39	5,216.54	
TOTAL		92,744.54	58,421.71	
<i>*To be Itemized in detail.</i>				

ANNUAL STATEMENT for the Year Ended December 31, 2017 of CITYPLANS, INCORPORATED

SCHEDULE 11- ACCRUED EXPENSES

	Name of Creditor *	Nature / Description of Account	Balance	Balance of	Remarks
			Previous Year	Current Year	
	(1)	(2)	(3)	(4)	(5)
1	Accrued Insurance	Insurance Premium	9,583.08	8,393.88	
2	SGV & Company	Audit Fee	-	205,000.00	
3	SSS, Medicare, Pag-ibig	Contribution	3,267.40	3,254.90	
4	Employees	Unused Leave	625,306.00	655,544.20	
5	BIR	Withholding Tax - MA/DP (PRM)	-	100,000.44	
	TOTAL		638,156.48	972,193.42	
	<i>*To be Itemized in detail.</i>				

ANNUAL STATEMENT for the Year Ended December 31, 2017 of CITYPLANS, INCORPORATED

SCHEDULE 12 - OTHER LIABILITIES

	Name of Creditor*	Nature / Description of Account	Balance		Remarks
			Previous Year	Current Year	
	(1)	(2)	(3)	(4)	(5)
1	C. Nicolas	HDC PRM - Unit 0448	7,700.00	7,700.00	
2	Various Clients	HDC	27,800.00	27,800.00	
3	Various Clients	Deferred Credit RET	-	9,596.40	
4	BIR	Deferred Tax Liabilities	897,309.61	848,641.84	
	TOTAL		932,809.61	893,738.24	
	<i>*To be Itemized in detail.</i>				

ANNUAL STATEMENT for the Year Ended December 31, 2017 of CITYPLANS, INCORPORATED

SCHEDULE 13 - STOCKHOLDERS' EQUITY


Authorized Capital Stock: Number of Shares - 200,000,000 ; Amount - P 200,000,000.00

	Name of Stockholder	Citizenship	Number	Par Value	Subscribed	Percentage	Subscription	Paid-up Capital Stock		Additional	Deposit for	Dividends Paid	Dividends Payable
			of Shares	per Share	Capital	of Ownership	Receivable	Common	Preferred	Paid-in Capital	Future Subscription	During the Year	Current Year
	(1)	(2)	(3)	(4)	(5)	(6)	(7)	(8)	(9)	(10)	(11)	(12)	(13)
1	Cityland Development Corp.	Filipino	113,509,132	1.00	113,509,132.00	90.8073%	-	113,509,132.00	-	-	-	-	-
2	Cityland Incorporated	Filipino	11,472,500	1.00	11,472,500.00	9.1780%	-	11,472,500.00	-	-	-	-	-
3	Vicente Paterno	Filipino	4,589	1.00	4,589.00	0.0037%	-	4,589.00	-	-	-	-	-
4	Peter S. Dee	Filipino	4,589	1.00	4,589.00	0.0037%	-	4,589.00	-	-	-	-	-
5	Mabini L. Juan	Filipino	4,589	1.00	4,589.00	0.0037%	-	4,589.00	-	-	-	-	-
6	Helen C. Roxas	Filipino	1,150	1.00	1,150.00	0.0009%	-	1,150.00	-	-	-	-	-
7	Grace C. Liuson	Filipino	1,150	1.00	1,150.00	0.0009%	-	1,150.00	-	-	-	-	-
8	Stephen C. Roxas	Filipino	1,150	1.00	1,150.00	0.0009%	-	1,150.00	-	-	-	-	-
9	Andrew I. Liuson	Filipino	1,150	1.00	1,150.00	0.0009%	-	1,150.00	-	-	-	-	-
10	Wilfred S. Tiu	Filipino	1	1.00	1.00	0.0000%	-	1.00	-	-	-	-	-
11													
12													
13													
14													
15													
	Total		125,000,000.00		125,000,000.00	100%	-	125,000,000.00	-	-	-	-	-


**ANNUAL STATEMENT for the Year Ended December 31, 2017 of
CITYPLANS, INCORPORATED
(PENSION PLAN)**

REPUBLIC OF THE PHILIPPINES }
MANILA CITY } S.S.


MR. STEPHEN C. ROXAS, President; MRS. GRACE C. LIUSON, Executive Vice President and Treasurer, and MR. RUDY GO, Chief Accountant of the company, being duly sworn, each for himself deposes and says that they are the herein described officers of the said company, and that on the 31st day December 31, 2017, all the herein described assets were the absolute properties of the said company, free and clear from any liens or claims thereon, except as therein stated, and that the foregoing statement, with the schedules and explanations therein contained, annexed or referred to are a full and correct statement of all the Assets, Liabilities, Income and Expenses and of the condition and affairs of the said company on the said thirty-first day of December 2017, and for the year ended on that date, according to the best of their information, knowledge and belief, respectively.



 STEPHEN C. ROXAS, President



 GRACE C. LIUSON, Executive Vice President & Treasurer



 RUDY GO, Chief Accountant

Affix
 Documentary
 Stamps

Corporate Residence Certificate No. 00202933
 Issued at Makati City
 on January 12, 2018

Subscribed and sworn to before me in MANILA on APR 26 2018 affiant(s) exhibiting to me their Social Security System Identification Numbers, as follows:

Name	SSS Identification Number
Stephen C. Roxas	03-0344241-7
Grace C. Liuson	03-1821886-9
Rudy Go	03-4602228-9

Doc. No. 389
 Page No. 79
 Book No. 14
 Series of 2018.


ATTY. ALBERT ANTHONY H. OCAMPO
 NOTARY PUBLIC FOR MANILA
 UNTIL DECEMBER 31, 2018
 APPOINTMENT NO.: 2017-044
 IBP ROLL NO.: 44239
 IBP NO.: 078R4/Lifetime/Laguna
 PTR No.: 6960550/01-03-2018/Manila
 517-518 Quisumbing Road, Pasay, Manila

ANNUAL STATEMENT for the Year Ended December 31, 2017 of CITYPLANS, INCORPORATED									
INVESTMENT AT COST for the year ended December 31, 2017									
			PENSION	LIFE/MEMORIAL	EDUCATIONAL	TOTAL TRUST FUND	INSURANCE PREMIUM FUND	CORPORATE ASSETS	GRAND TOTAL
1 . BONDS									
A. GOVERNMENT									
A.1	FX Rate T- Notes								
A.2	Floating Rate T-Notes								
A.3	Retail T- Bonds		22,910,955.44			22,910,955.44			22,910,955.44
A.4	ST Denom Bonds (ERAP)								
A.5	Agrarian Reform Bonds/Landbank								
A.6	Philippine Issued Eurobonds (P, \$)								
B. PRIVATE BONDS			1,143,612.08			1,143,612.08			1,143,612.08
C. FOREIGN BONDS									
2 . STOCKS			488,067.99			488,067.99		4,206,705.43	4,694,773.42
3 . REAL ESTATE			2,614,707.95			2,614,707.95		178,902,163.93	181,516,871.88
4 . PURCHASE MONEY MORTGAGES									
5 . MORTGAGE LOANS ON REAL ESTATE									
6 . COLLATERAL LOANS									
7 . GUARANTEED LOANS									
8 . OTHER LOANS									
8.1	Car Loans								
8.2	Chattel								
8.3	Other Loans								
9 . SHORT-TERM INVESTMENTS									
9.1	Short-Term Government Bonds								
9.1.1	Treasury Bills								
9.2	Commercial Papers								
9.3	Promissory Note								
9.4	Fixed Income								
9.5	Repurchase Agreement								
10 . OTHER INVESTMENTS									
10.1	Contract Receivables								
10.2	Proprietary Shares								
10.3	Preferred Shares								
10.4	Long-Term Commercial Papers								
10.5	Real Estate Investment Trust (REIT)								
10.6	Tier 2 Notes								
10.7	Service Assets								
11 . FIXED DEPOSITS									
11.1	Super/Special Savings								
11.2	Time Deposits		4,336,907.78			4,336,907.78	200,000.00	78,000,000.00	82,536,907.78
12 . INVESTMENT IN TRUST FUND								34,010,904.02	34,010,904.02
13 . INVESTMENT MANAGEMENT AGREEMENT									
TOTAL INVESTMENTS			31,494,251.24	0.00	0.00	31,494,251.24	200,000.00	295,119,773.38	326,814,024.62
stats/oea									